

NOTICE

Please make sure that you have all parts indicated and they are in good condition before you begin assembly of this item. Refer to part list and hardware list below for guidance.

- * This item should be assembled on a soft surface to prevent scratching the finish during assembly.
- * This item may require periodic tightening.
- * If you are having difficulty, our friendly Customer Care team is always here to help.

Please email customersupport@safavieh.com



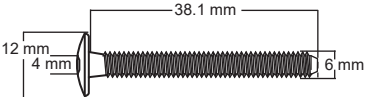


PREPARATION

- * Before beginning assembly of product, make sure all parts are present. Compare parts with part contents list and hardware contents list.
- * If any part is missing or damaged, do not attempt to assemble the product.
- * Estimated Assembly Time: 10 minutes.
- * Tools Required for Assembly (included): Allen Key

CARE AND MAINTENANCE

RATTAN CARE : Do not expose your furniture to any liquids. All liquids should be wiped up immediately with a soft, slightly damp cloth in the direction of the rattan. Do not expose your furniture to strong or direct sunlight, heat outlets, open windows and dampness. Excessive exposure to sunlight can cause fading of your furniture finish. Extreme temperatures and humidity changes can cause cracking and splitting.

Part List and Hardware List

NO.	DESCRIPTION	PICTURE	QTY
A	Seat		1
B	Legs		1
HW1	Allen Bolt		4
HW2	Ring / Spacer		4
HW3	Allen Key		1

 **SAFAVIEH**
FURNITURE

WIK6508

18.11" x 20.86" x 43.30"



Weight Capacity - 175 LBS

Warning : Do not stand on Chair

Warning : Do not over torque bolts.

PREPARATION

- * Before beginning assembly of product, make sure all parts are present. Compare parts with part contents list and hardware contents list.
- * If any part is missing or damaged, do not attempt to assemble the product.
- * Estimated Assembly Time: 10 minutes.
- * Tools Required for Assembly (included): Allen Key
- * If you are having difficulty, our friendly Customer Care team is always here to help. Please email customersupport@safavieh.com

Hardware is located inside the box. You can find them placed near the sign 'HARDWARE INCLUDED'

