

CARE AND MAINTENANCE

Spot clean using a mild water-free solvent. Only a professional cleaner should undertake a complete overall cleaning.
The use of steam or water-based cleaners may cause excessive shrinking or staining.

NOTICE

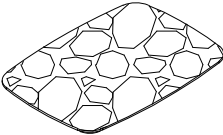
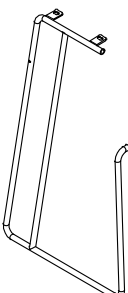
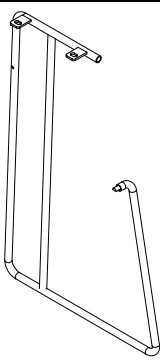
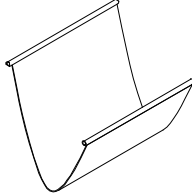





- * Please make sure that you have all parts indicated before you begin assembly of this item
- * This item should be assembled on a soft surface to prevent scratching the finish during assembly
- * This item may require periodic tightening

SAFAVIEH
C O U T U R E

SFV8722A

DIMENSIONS: 19.7"L x 13.8"D x 23.3"H

Part List and Hardware List

PIECE	DESCRIPTION	PICTURE	QUANTITY
A	top panel		1X
B	metal legs-1		1X
C	metal legs-2		1X
D	folder		1X
HW1	screw M6*1.2*5MM		2X
HW2	screw M6*1.2*14MM		4X
HW3	screw M4*1.5*25MM		2X
HW4	allen wrench M6		1X
HW5	allen wrench M4		1X

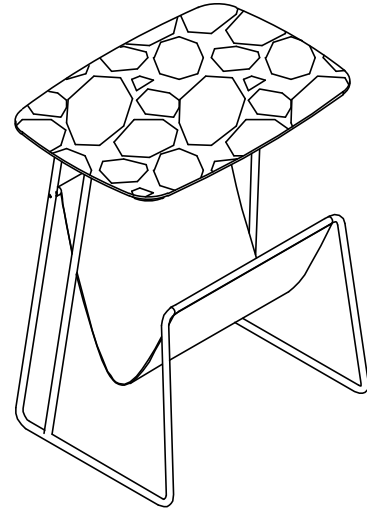


TABLE TOTAL WEIGHT CAPACITY: 44 LBS

WARNING: DO NOT STAND ON TABLE

WARNING: DO NOT OVER TORQUE BOLTS/SCREWS

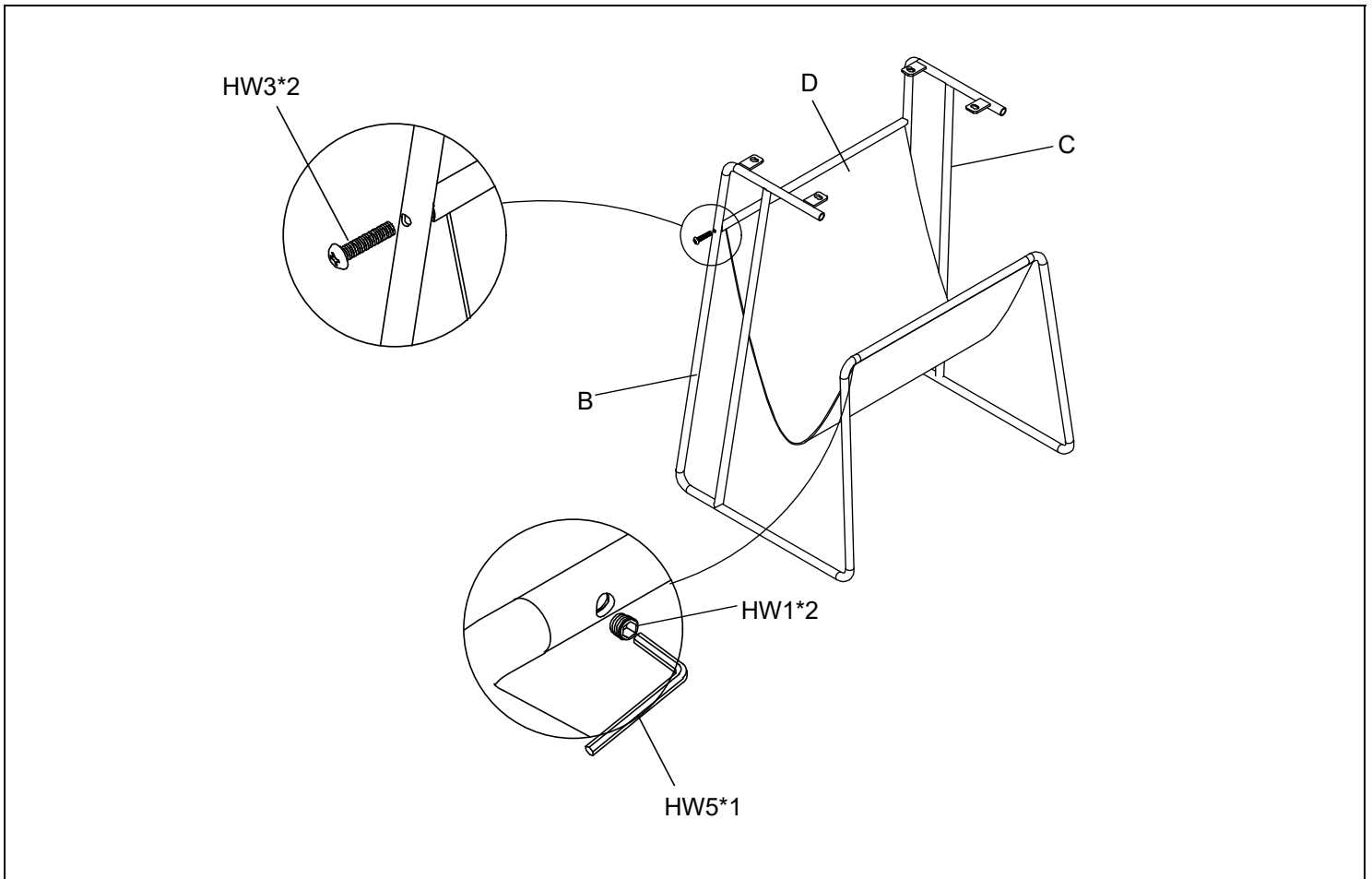
PREPARATION

Before beginning assembly of product, make sure all parts are present. Compare parts with package contents list and hardware contents list.

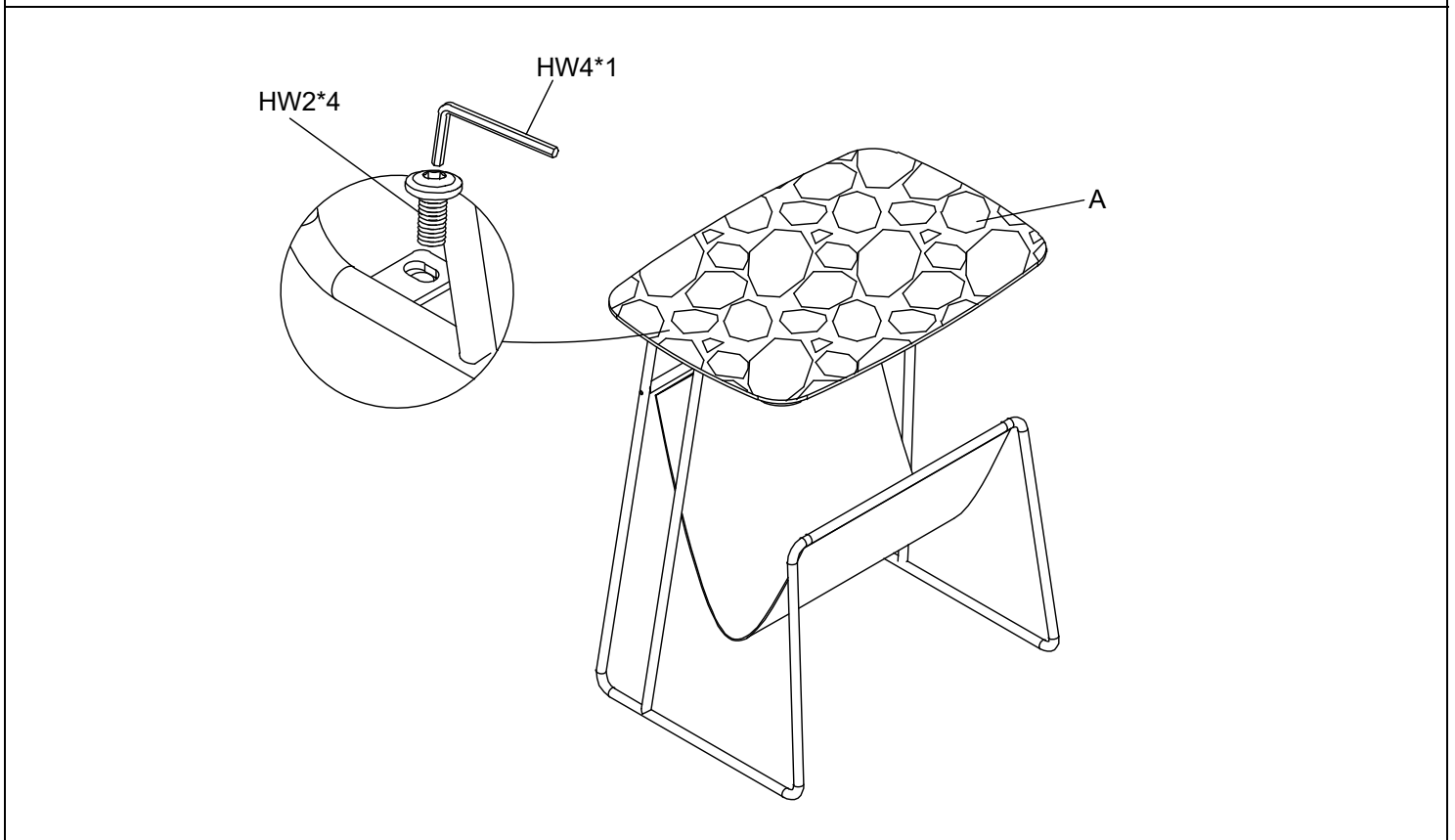
If any part is missing or damaged, do not attempt to assemble the product.

Estimated Assembly Time: 15 minutes.

Tools Required for Assembly (included): Allen Key



STEP1 assemble metal legs and folder



STEP2 assemble metal legs and top panel