

CARE AND MAINTENANCE

Spot clean using a mild water-free solvent. Only a professional cleaner should undertake a complete overall cleaning.

The use of steam or water-based cleaners may cause excessive shrinking or staining.











NOTICE

* Please make sure that you have all parts indicated before you begin assembly of this item

* This item should be assembled on a soft surface to prevent scratching the finish during assembly

* This item may require periodic tightening

Part List and Hardware List


PIECE	DESCRIPTION	PICTURE	QUANTITY
A	Seat		1X
B	Side Leg		2X
C	Side Leg		2X
D	Middle Rod		1X
HW1	Split Lock Washer(M8)		12X
HW2	Flat Washer(M8)		14X
HW3	Plastic Washer(M8)		2X
HW4	Socket Screws 8*1.25*40MM		12X
HW5	Socket Screws 8*1.25*65MM		2X
HW6	Allen key		1X

SAFAVIEH COUTURE

SFV4748

Dimensions:20"W*20"D*17.72"H

Weight Capacity: 275 lbs



WARNING: DO NOT STAND ON OTTOMAN

WARNING: DO NOT OVER TORQUE BOLTS/SCREWS

The legs and hardware are located inside the carton.


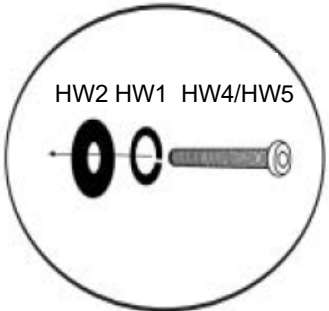
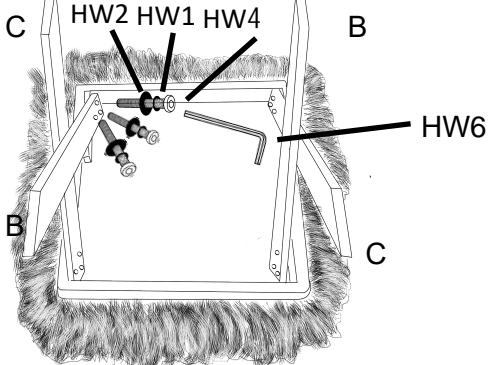
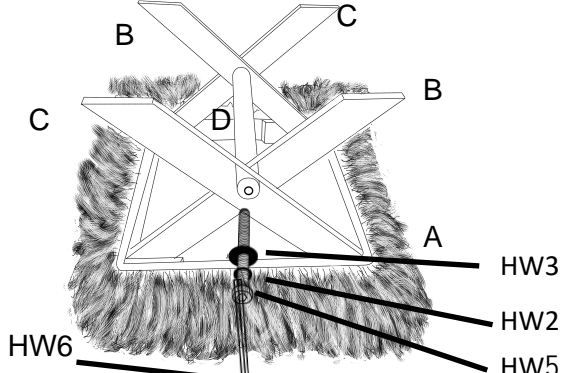

PREARATION

Before beginning assembly of product, make sure all parts are present. Compare parts with package contents list and hardware contents list.

If any part is missing or damaged, do not attempt to assemble the product.

Estimated Assembly Time: 10 minutes.

Tools Required for Assembly (included): Allen key

		
<p>STEP1 THE LEGS ARE PACKED TOGETHER WITH HARDWARE, OPEN TO TAKE THE LEGS AND HARDWARE.</p>	<p>STEP2 PUT THE WASHERS ON THE SCREW IN THE ORDER SHOWN IN THE PICTURE</p>	<p>STEP3 INSERT THE LEGS AND SCREW IN THE SCREWS BUT DON'T TIGHTEN COMPLETELY. REPEAT THE SAME STEPS FOR THE OTHER THREE LEGS</p>
		
<p>STEP4 CONNECT THE MIDDLE ROD WITH SIDE LEGS SHOWN IN THE PICTURE.</p>	<p>STEP5 PUT THE OTTOMAN UPRIGHT AND MAKE SURE ALL LEGS ARE LEVEL, THEN FIRMLY TIGHTEN BOLTS WITH ALLEN KEY WHILE THE OTTOMAN IS UPRIGHT AS PICTURED ABOVE.</p>	
<p>The legs and hardware are located inside the carton.</p>		