

## NOTICE

- \* Please make sure that you have all parts indicated and they are in good condition before you begin assembly of this item. Refer to part list and hardware list below for guidance.
- \* This item should be assembled on a soft surface to prevent scratching the finish during assembly.
- \* This item may require periodic tightening.
- \* If you are having difficulty, our friendly Customer Care team is always here to help. Please email [customersupport@safavieh.com](mailto:customersupport@safavieh.com)

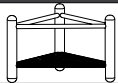


## PREPARATION

- \* Before beginning assembly of product, make sure all parts are present. Compare parts with part contents list and hardware contents list.
- \* If any part is missing or damaged, do not attempt to assemble the product.
- \* Estimated Assembly Time: 10 minutes.
- \* Tools Required for Assembly: Screw driver (not included).

## CARE AND MAINTENANCE

- \* Dust regularly with small brush or vacuum. Spills should be taken care of immediately before they harden or stain, by wiping with a soft, damp cloth. Do not rinse with high pressure hose. Use a sponge with mild detergent and warm water to remove hard stain or soil. Allow it air dry completely in a shady spot before re-using.
- \* Blot up spills immediately, use coasters on table tops under beverages. Use trivets or mats under hot dishes or cookware. Clean with warm water and dry surface immediately after cleaning. Do not use cleaners that contain acid such as bathroom cleaners, grout cleaner, and tile cleaners. Do not use abrasive cleaners in either dry or liquid forms. Use a cleaner and polish formulated for marblesurfaces.

### Part List and Hardware List

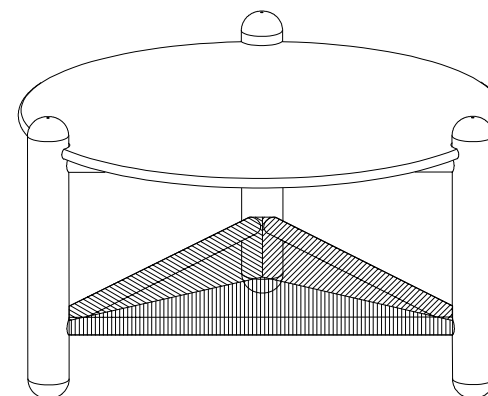
PIECE	DESCRIPTION	PICTURE	QUANTITY
A	Leg Frame		1X
B	Top		1X
HW1	Phillips Screws 4x30mm		3X

# SAFAVIEH

## COUTURE

Model #: SFV4146

Product Dimensions: 30" W x 30" D x 18"H



**WARNING**

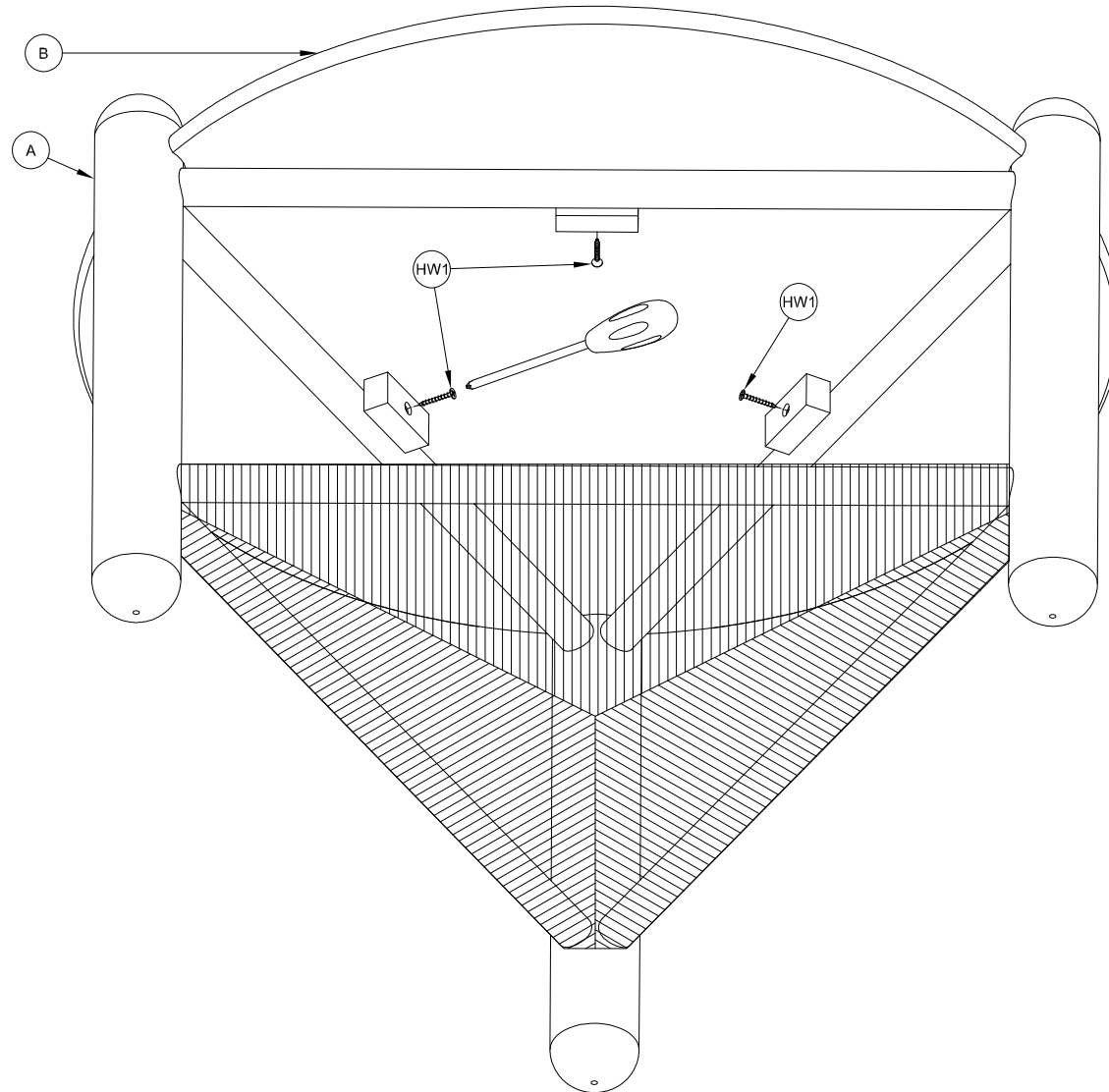
Weight capacity: 220 LBS

Warning: Do not stand on Table

Warning: Do not over torque Bolts

## PREPARATION

- \* Before beginning assembly of product, make sure all parts are present. Compare parts with part contents list and hardware contents list.
- \* If any part is missing or damaged, do not attempt to assemble the product.
- \* Estimated Assembly Time: 10 minutes.
- \* Tools Required for Assembly: Screw driver (not included).
- \* If you are having difficulty, our friendly Customer Care team is always here to help. Please email [customersupport@safavieh.com](mailto:customersupport@safavieh.com)



STEP 1: Attach the top to the leg frame as illustrated in picture.