

NOTICE

- * Please make sure that you have all parts indicated and they are in good condition before you begin assembly of this item. Refer to part list and hardware list below for guidance.
- * This item should be assembled on a soft surface to prevent scratching the finished goods during assembly.
- * This item may require periodic tightening.
- * If you are having difficulty, our friendly Customer Care team is always here to help. Please email customersupport@safavieh.com

PREPARATION

- * Before beginning assembly of product, make sure all parts are present. Compare parts with part contents list and hardware contents list.
- * If any part is missing or damaged, do not attempt to assemble the product.
- * Estimated Assembly Time: 20 minutes.
- * Tools Required for Assembly (included): Allen Key

CARE AND MAINTENANCE

INDOOR METAL/ALUMINUM FURNITURE: Wipe spills immediately. Maintain with regular dusting and clean with mild soap and water, dry thoroughly and do not use a brass cleaner. Adhesive felt pads should always be used/applied in order to prevent damage to the furniture or surfaces on which the furniture is placed.

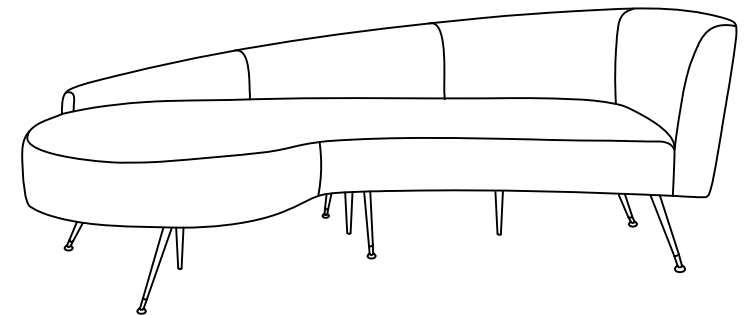
UPHOLSTERY CARE: To prevent overall soiling, frequent vacuuming or light brushing is recommended. Cushions and pillows should be turned on a weekly basis. Down-filled cushions should be brushed rather than vacuumed. Spot clean, using a mild water-free solvent or dry cleaning product. Only a professional cleaner should undertake a complete overall cleaning. The use of steam or water-based cleaners may cause excessive shrinking or staining.

SAFAVIEH

C O U T U R E

Model# SFV2101

Product Dimensions: 86"W x 40.5"D x 31"H



Weight Capacity : 550 lbs
WARNING : DO NOT SAND ON THE PRODUCT
WARNING : DO NOT OVER TORQUE BOLTS

Part List and Hardware List

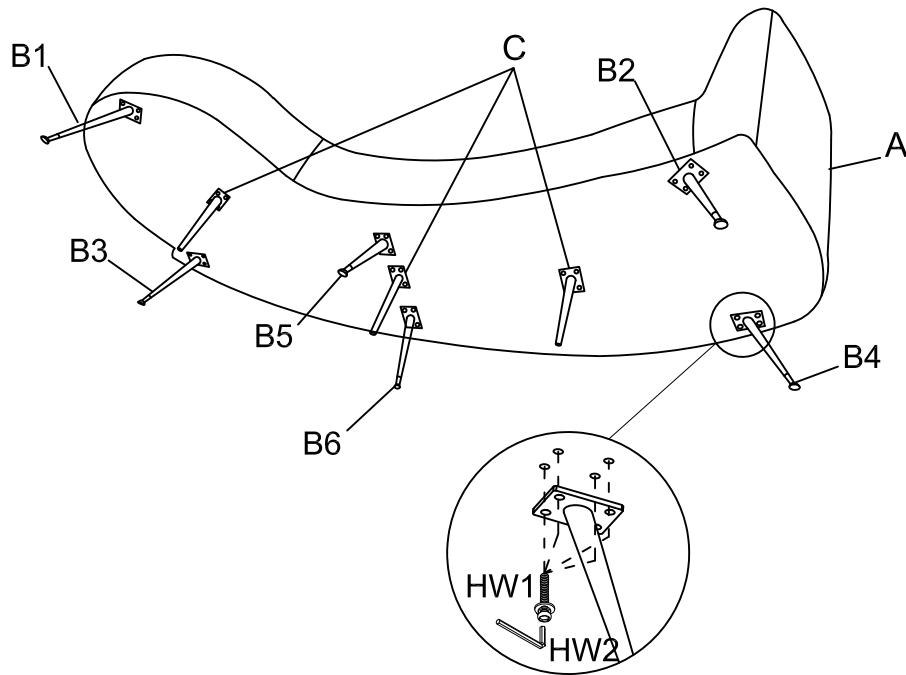
PIECE	DESCRIPTION	PICTURE	QTY
A	Seat Frame		1 X
B1	Leg-1		1 X
B2	Leg-2		1 X
B3	Leg-3		1 X
B4	Leg-4		1 X
B5	Leg-5		1 X
B6	Leg-6		1 X
C	Support Leg		3 X

PIECE	DESCRIPTION	PICTURE	QTY
HW1	Hex Socket Bolt	1/4"-20 x 1.5"	36x
HW2	Allen Key	4mm	1x

PREPARATION

- * Before beginning assembly of product, make sure all parts are present. Compare parts with part contents list and hardware contents list.
- * If any part is missing or damaged, do not attempt to assemble the product.
- * Estimated Assembly Time: 20 minutes.
- * Tools Required for Assembly (included): Allen Key
- * If you are having difficulty, our friendly Customer Care team is always here to help. Please email customersupport@safavieh.com

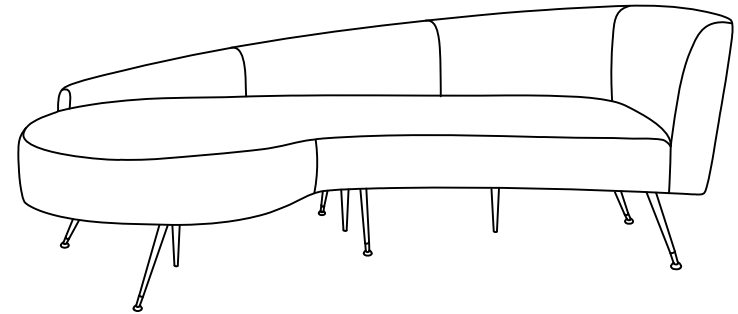
1



Step 1

Attach 6*legs (B1/B2/B3/B4/B5/B6) and 3*Support legs (C) in the corresponding position on the bottom of seat (A) by using Allen key (HW2) to lock with 36*Hex Socket Bolts (HW1) as picture.

2



Step 2

Turn the assembled product upright. Use the leveler on the Support Leg (C) to adjust the product if needed. Assembly is now complete.