

CARE AND MAINTENANCE

Store outdoor furniture indoors or cover well when not in use.
Remove wooden furniture from standing water. Dust regularly with small brush or vacuum
Spills should be taken care of immediately before they harden or stain with a slightly dampened sponge.

NOTICE

- * Please make sure that you have all parts indicated before you begin assembly of this item
- * This item should be assembled on a soft surface to prevent scratching the finish during assembly
- * This item may require periodic tightening



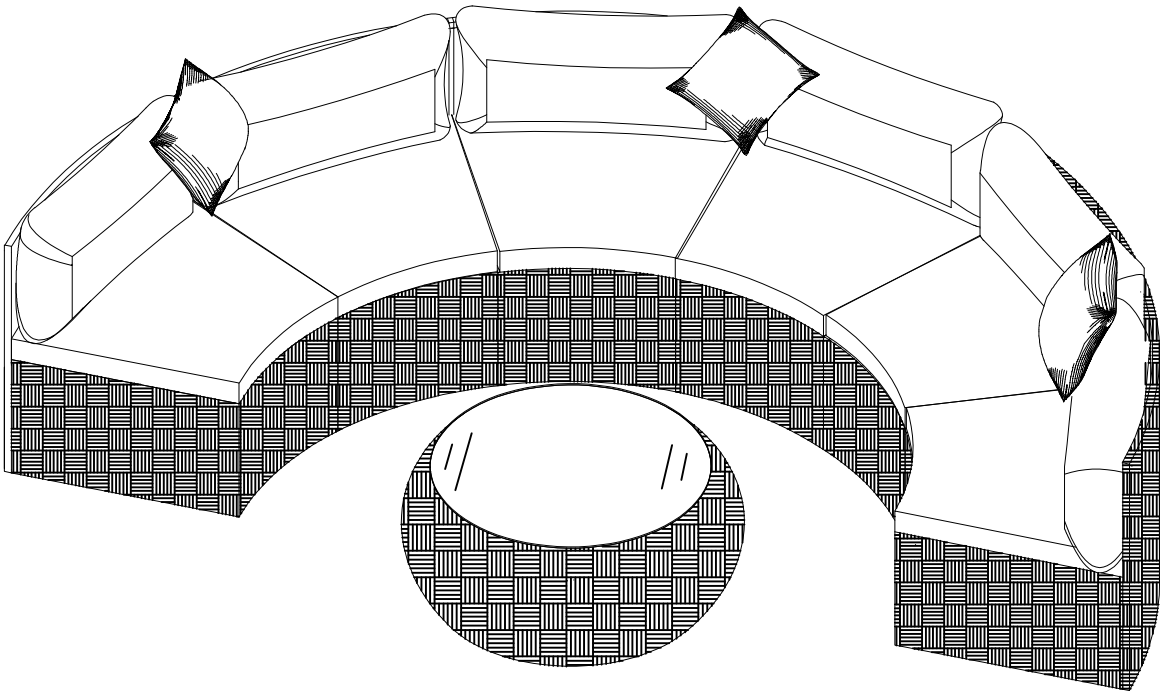
Weight Capacity : 275 lbs (single seat)
550 lbs (two person seat)
Warning : Do not stand on bench
Warning : Do not over torque bolts/screws



Part List and Hardware List

PIECE	DESCRIPTION	PICTURE	QUANTITY
1	Right Back Frame		3X
2	Left Back Frame		3X
3	Right Seat Frame		3X
4	Left Seat Frame		3X
5	Right Side Frame		3X
6	Left Side Frame		3X
7	Bare Frame		3X
8	Right Panel Frame		3X
9	Left Panel Frame		3X
10	Table		1X
11	Seat cushion		6X
12	Back cushion		6X
13	Table Glass		1X
14	Pillow cushion		3X
A	Allen bolt(M6x20 mm)		6X
B	Allen bolt(M6x30 mm)		48X
C	Allen bolt(M6x40 mm)		18X
D	Allen bolt(M6x60 mm)		12X
E	Flat Washer		96X
F	Allen Key		3X
G	Pat		3X

Model# PAT7701-2/4
Product Dimensions:
31.50"x31.50"x 16.14" H (Table)
63.78" x 37.40" x 29.92" H (Bench)



CARE AND MAINTENANCE

Store outdoor furniture indoors or cover well when not in use.
Remove wooden furniture from standing water. Dust regularly with small brush or vacuum
Spills should be taken care of immediately before they harden or stain with a slightly dampened sponge.

NOTICE

- * Please make sure that you have all parts indicated before you begin assembly of this item
- * This item should be assembled on a soft surface to prevent scratching the finish during assembly
- * This item may require periodic tightening



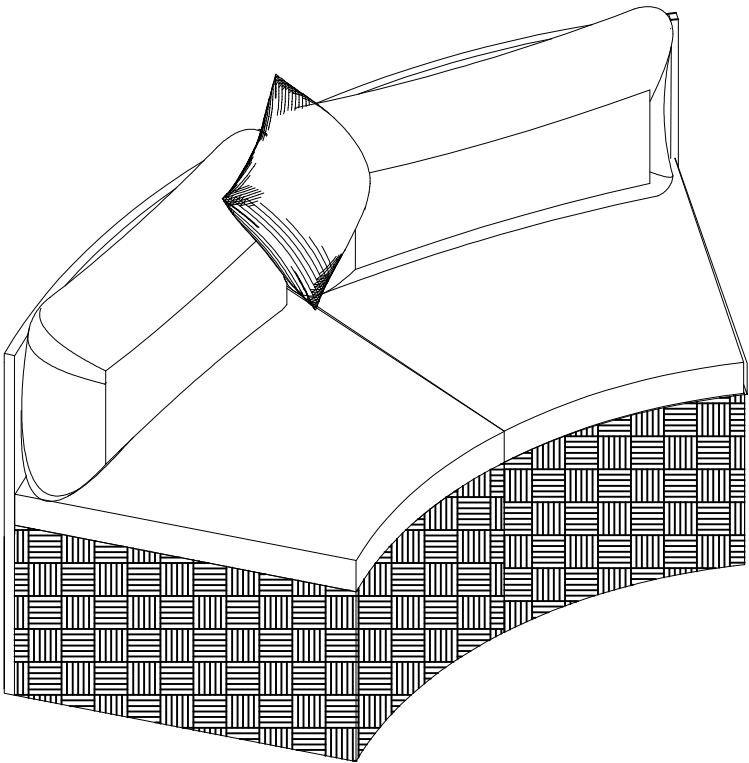
Weight Capacity : 275 lbs (single seat)
550 lbs (two person seat)
Warning : Do not stand on bench
Warning : Do not over torque bolts/screws

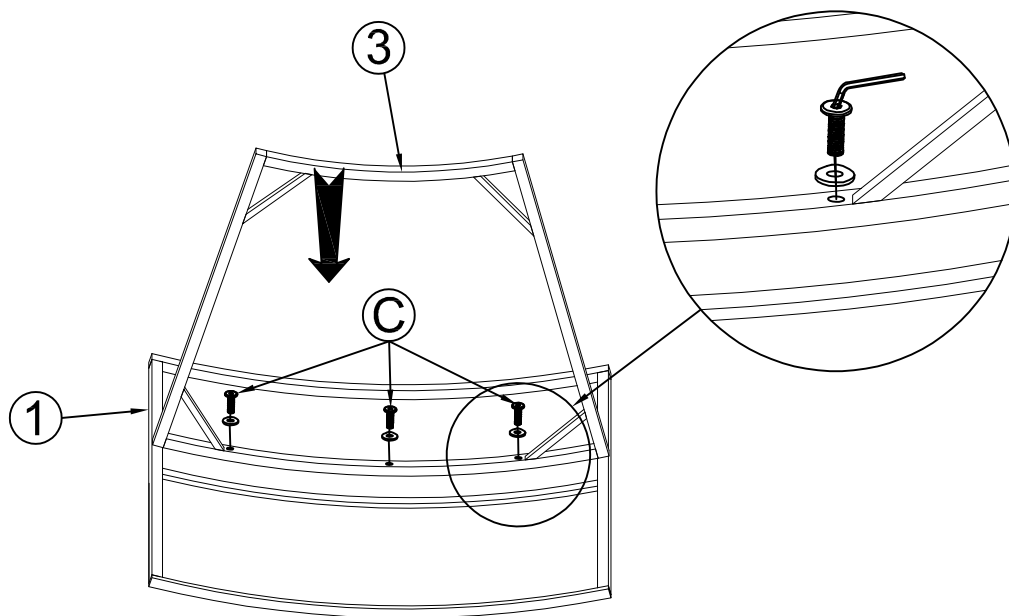


Part List and Hardware List

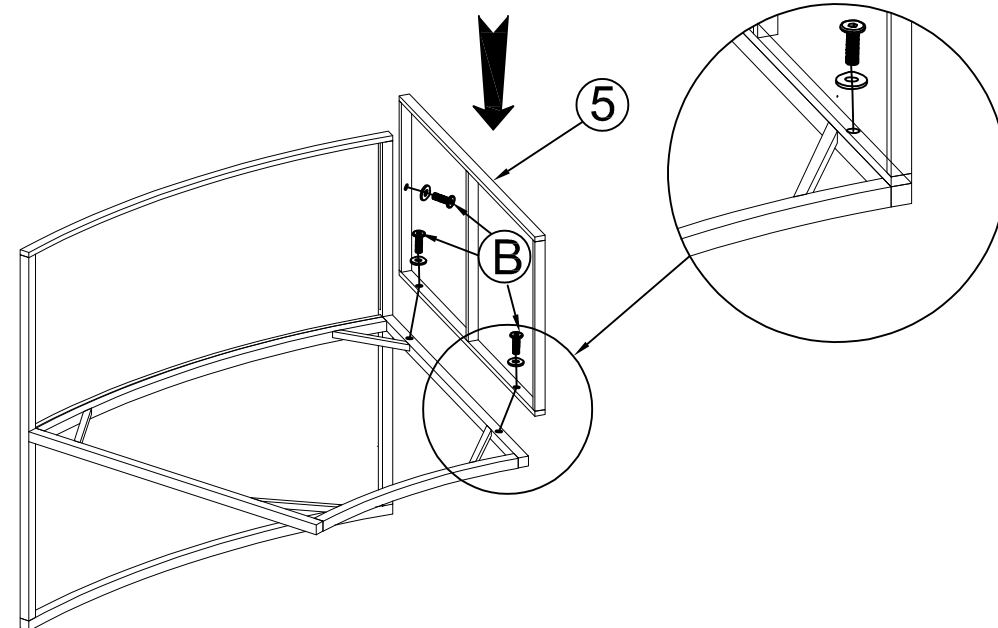
PIECE	DESCRIPTION	PICTURE	QUANTITY
1	Right Back Frame		1X
2	Left Back Frame		1X
3	Right Seat Frame		1X
4	Left Seat Frame		1X
5	Right Side Frame		1X
6	Left Side Frame		1X
7	Bare Frame		1X
8	Right Panel Frame		1X
9	Left Panel Frame		1X
11	Seat cushion		2X
12	Back cushion		2X
14	Pillow cushion		2X
A	Allen bolt(M6x20 mm)		2X
B	Allen bolt(M6x30 mm)		16X
C	Allen bolt(M6x40 mm)		6X
D	Allen bolt(M6x60 mm)		4X
E	Flat Washer		32X
F	Allen Key		1X
G	Pat		1X

Model# PAT7701-2/4
Product Dimensions:
63.78" x 37.40" x 29.92" H (Bench)

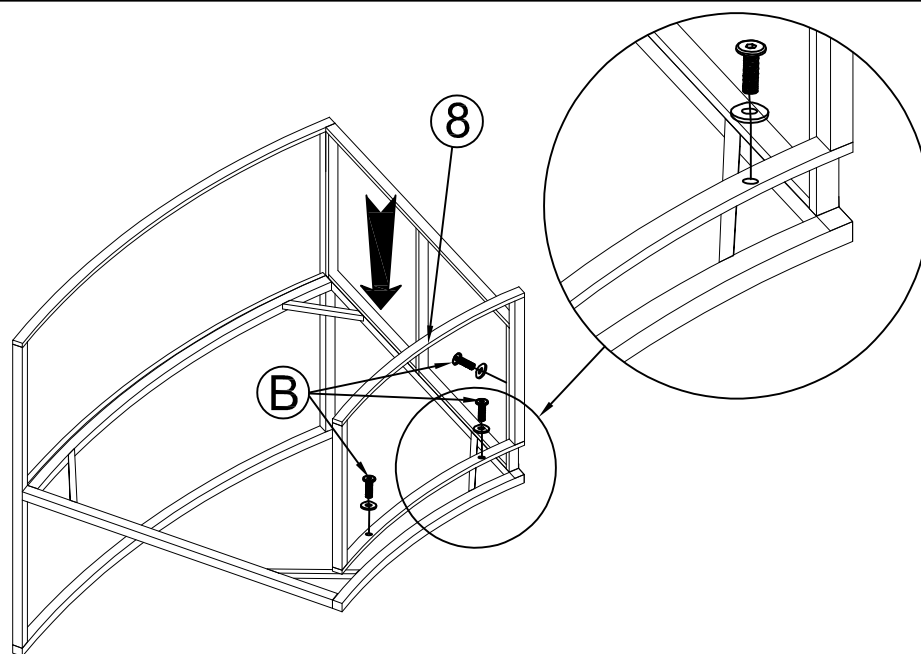




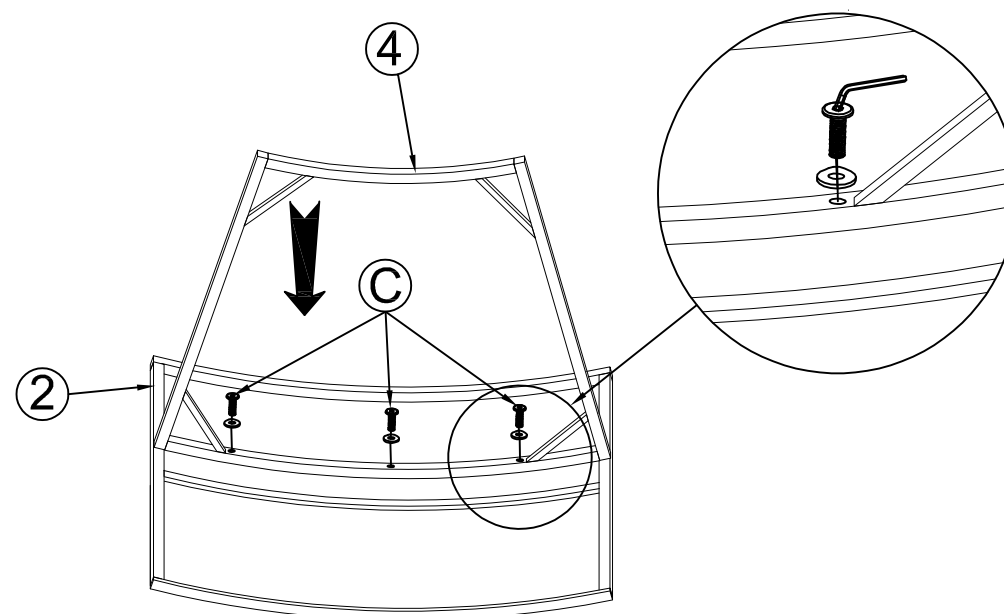
STEP 1: Connect Right Back Frame (1) and Right Seat Frame (3), tighten Allen Bolt (C), Flat Washer (E) with Allen Key (F).



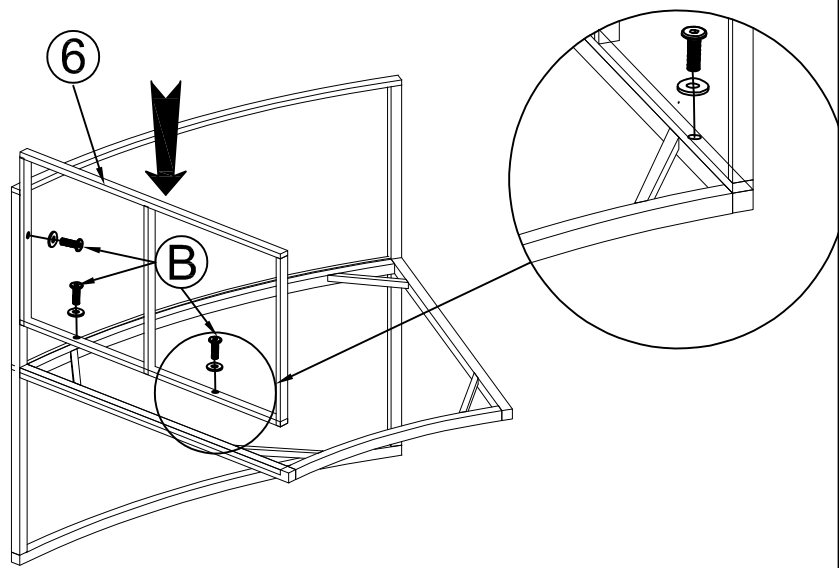
STEP 2: Connect The part from STEP 1 & Right Side Frame (5), tighten Allen Bolt (B), Flat Washer (E) with Allen Key (F).



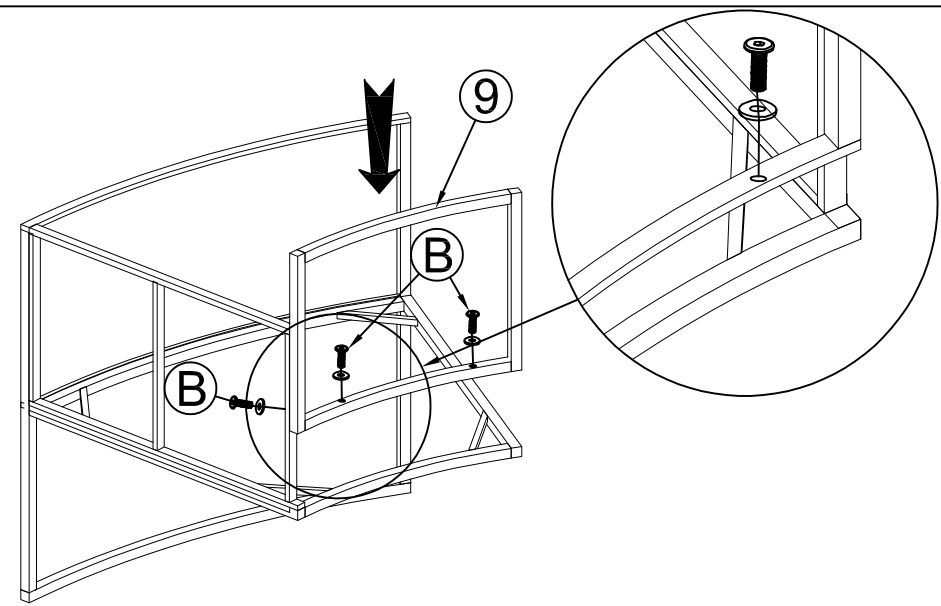
STEP 3: Connect The part from STEP 2 & Right Panel Frame (8), tighten Allen Bolt (8), Flat Washer (E) with Allen Key (F) to finish Right Chair.



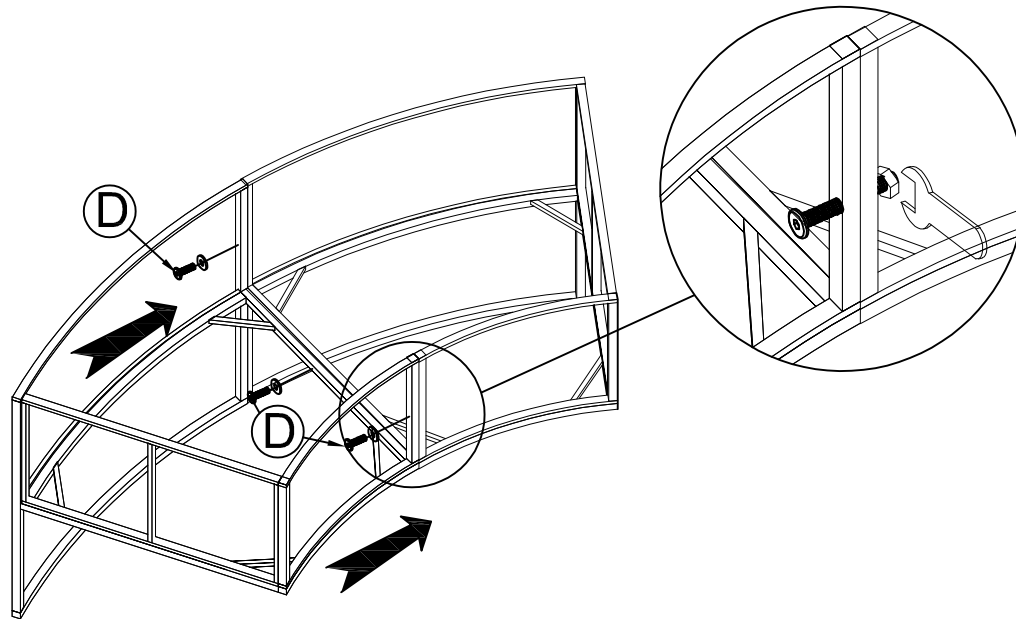
STEP 4: Connect Left Back Frame (2) & Left Seat Frame (4), tighten Allen Bolt (C), Flat Washer (E) with Allen Key (H).



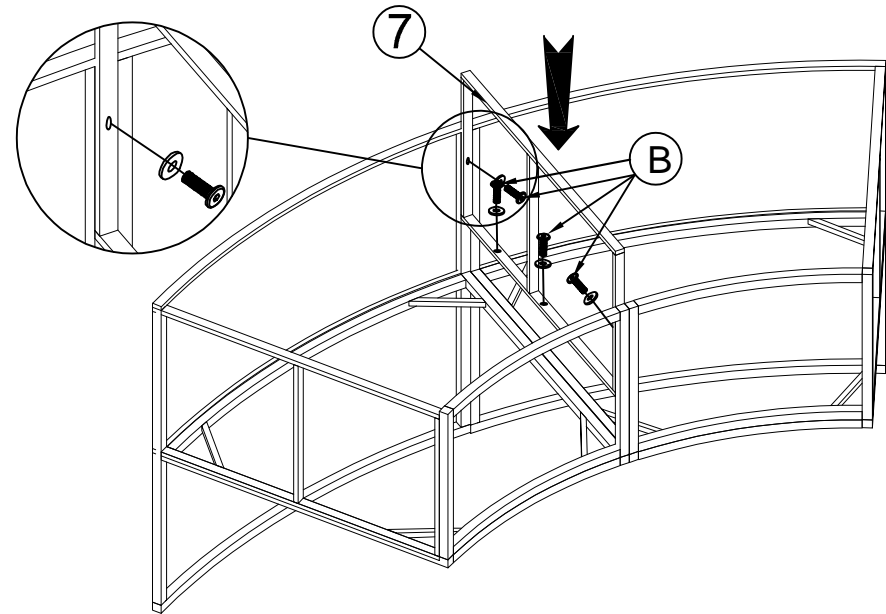
STEP 5: Connect The part from STEP (4) & Left Side Frame (6), tighten Allen Bolt (B), Flat Washer (E) with Allen Key (H).



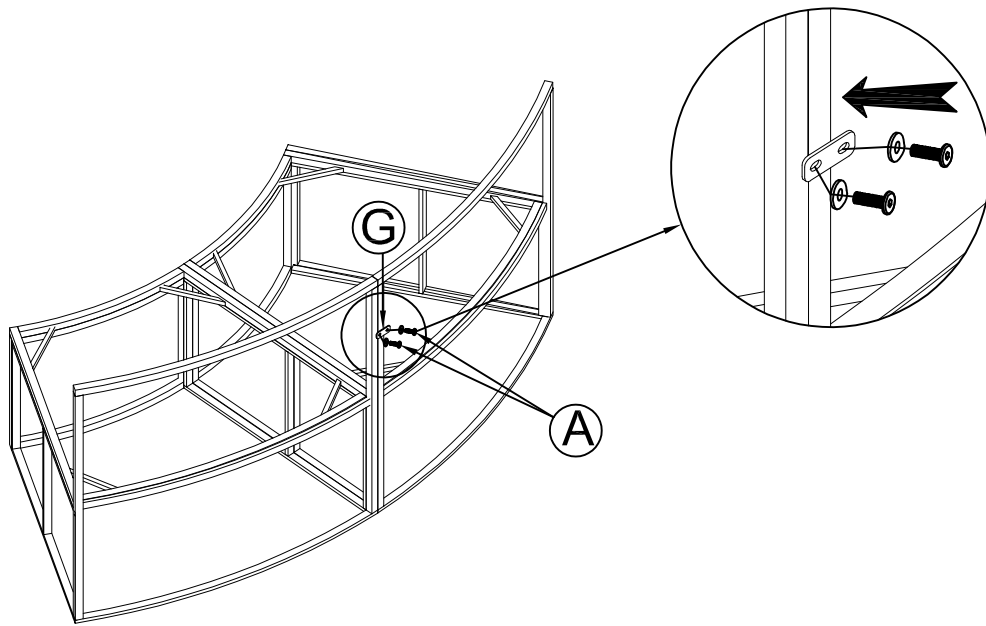
STEP 6: Connect The part from STEP (5) & Left Panel Frame (9), tighten Allen Bolt (B), Flat Washer (E) with Allen Key (H) to finish Left Chair.



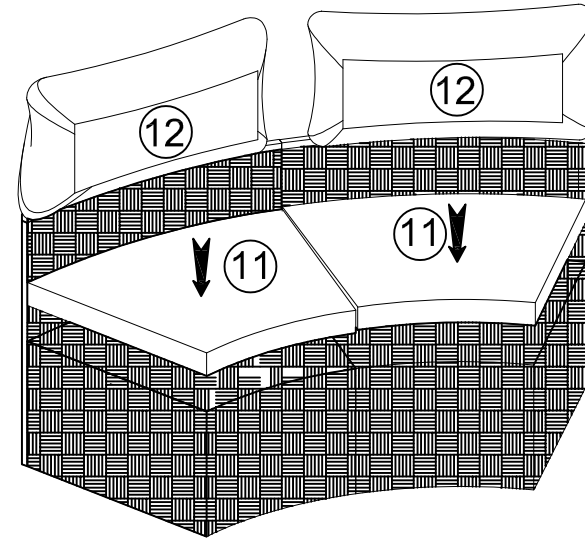
STEP 7: Connect The part from STEP 3 (Right Chair) & The part from STEP 6 (Left Chair), tighten Allen Bolt (D), Ecrú with Key (D).



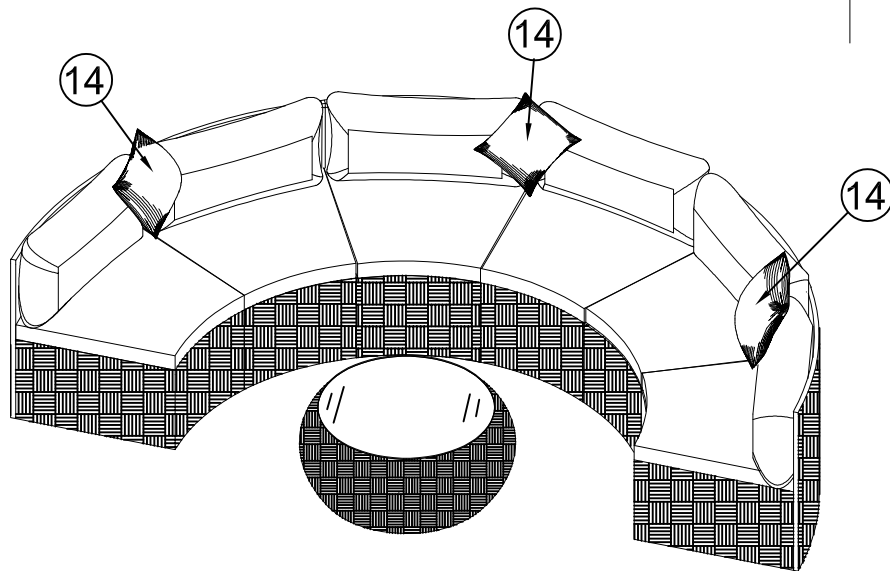
STEP 8: Connect The part from STEP 7 & Bare Frame (7), tighten Allen Bolt (B), Flat Washer (E) with Allen Key (F).



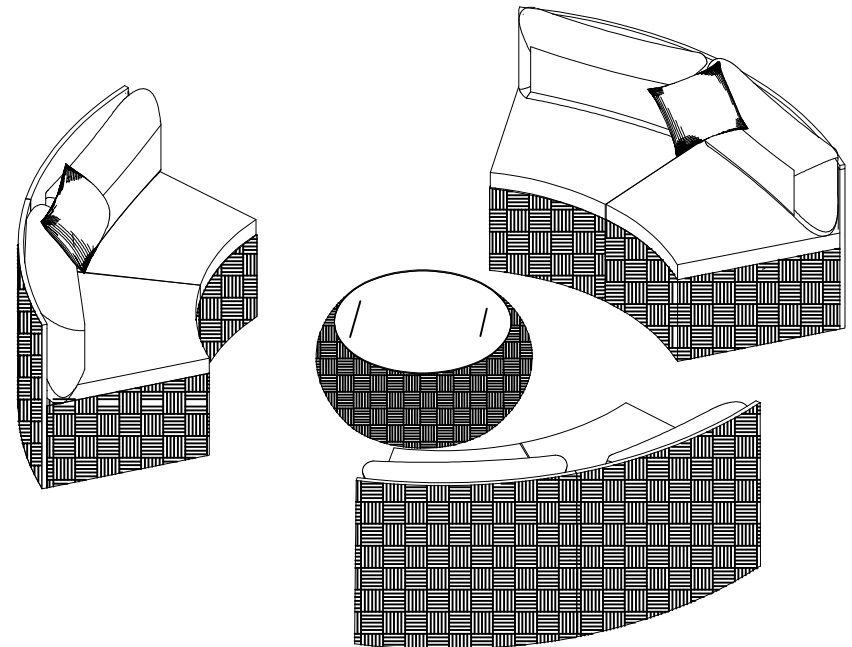
STEP 9: Connect The Part from STEP 8 & PAT (G), tighten Allen Bolt (A), Flat Washer (E) with Allen Key (F).



STEP 10: Put on Back Cushion (12) & Seat Cushion (11) to finish Bench.



STEP 11: Put Pillow (14) on Bench to finish Bench.



OTHER OPTION

CARE AND MAINTENANCE

Store outdoor furniture indoors or cover well when not in use.
Remove wooden furniture from standing water. Dust regularly with small brush or vacuum
Spills should be taken care of immediately before they harden or stain with a slightly dampened sponge.

NOTICE

- * Please make sure that you have all parts indicated before you begin assembly of this item
- * This item should be assembled on a soft surface to prevent scratching the finish during assembly
- * This item may require periodic tightening



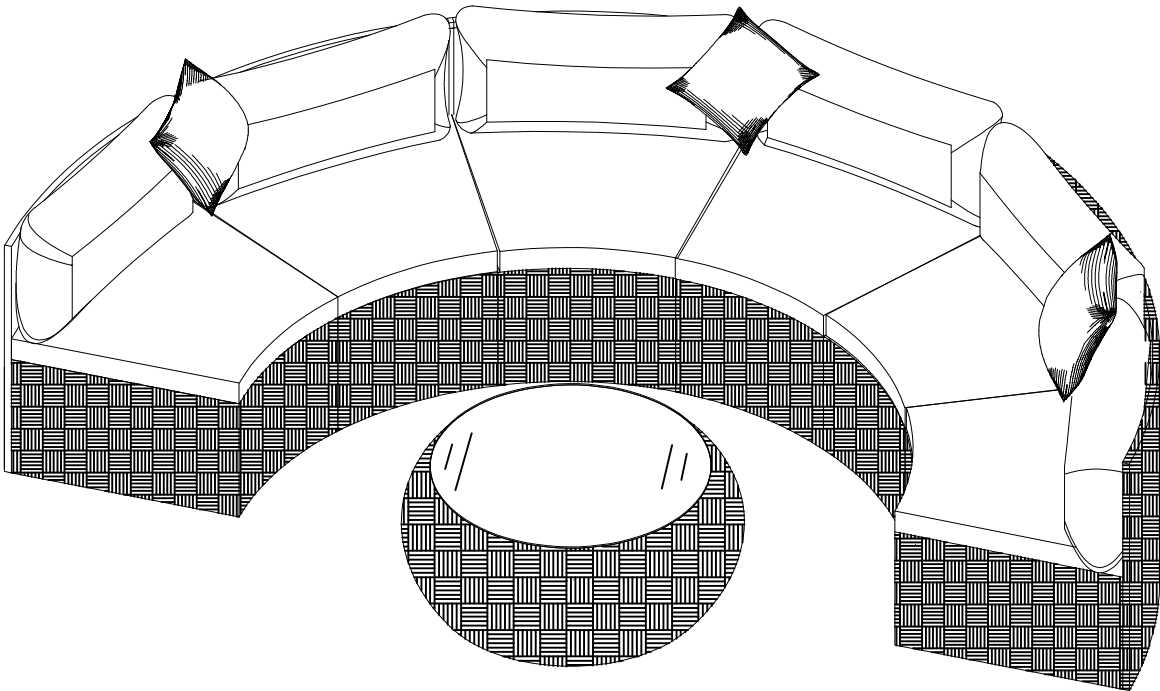
Weight Capacity : 275 lbs (single seat)
550 lbs (two person seat)
Warning : Do not stand on bench
Warning : Do not over torque bolts/screws



Part List and Hardware List

PIECE	DESCRIPTION	PICTURE	QUANTITY
1	Right Back Frame		3X
2	Left Back Frame		3X
3	Right Seat Frame		3X
4	Left Seat Frame		3X
5	Right Side Frame		3X
6	Left Side Frame		3X
7	Bare Frame		3X
8	Right Panel Frame		3X
9	Left Panel Frame		3X
10	Table		1X
11	Seat cushion		6X
12	Back cushion		6X
13	Table Glass		1X
14	Pillow cushion		6X
A	Allen bolt(M6x20 mm)		15X
B	Allen bolt(M6x30 mm)		36X
C	Allen bolt(M6x40 mm)		18X
D	Allen bolt(M6x60 mm)		12X
E	Flat Washer		93X
F	Allen Key		3X
G	Pat		3X

Model# PAT7701-1/4
Product Dimensions:
31.50"x31.50"x 16.14" H (Table)
63.78" x 37.40" x 29.92" H (Bench)





CARE AND MAINTENANCE

Store outdoor furniture indoors or cover well when not in use.
Remove wooden furniture from standing water. Dust regularly with small brush or vacuum
Spills should be taken care of immediately before they harden or stain with a slightly dampened sponge.

NOTICE

- * Please make sure that you have all parts indicated before you begin assembly of this item
- * This item should be assembled on a soft surface to prevent scratching the finish during assembly
- * This item may require periodic tightening

Part List and Hardware List

PIECE	DESCRIPTION	PICTURE	QUANTITY
10	Table		1X
13	Table Glass		1X

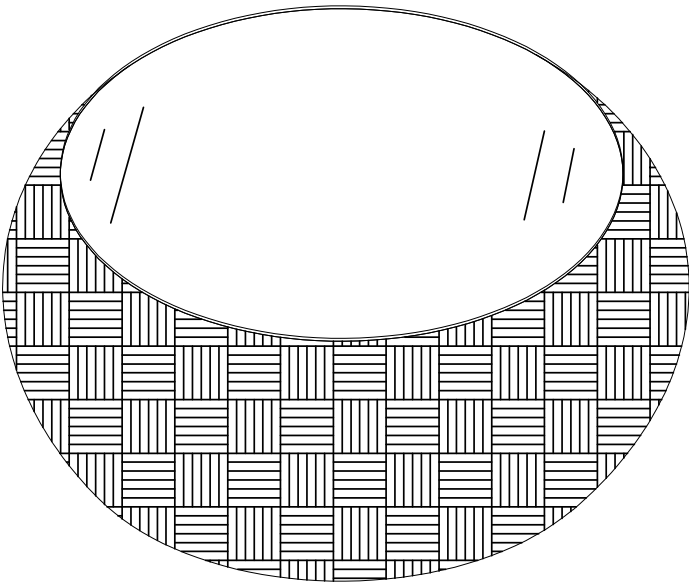
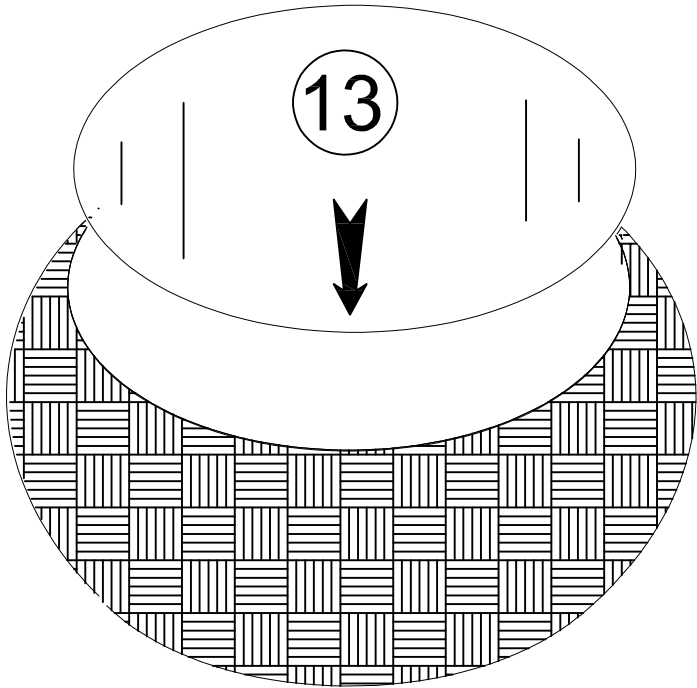


Weight Capacity : 275 lbs (single seat)
550 lbs (two person seat)

Warning : Do not stand on bench
Warning : Do not over torque bolts/screws



Model# PAT7701-1/4
Product Dimensions:
31.50"x31.50"x 16.14" H (Table)



Put Table Glass (13) on Table (10) to finish Table