

CARE AND MAINTENANCE

Store outdoor furniture indoors or cover well when not in use.
Remove wicker furniture from standing water. Dust regularly with small brush or vacuum
Spills should be taken care of immediately before they harden or stain with a slightly dampened sponge.

NOTICE

- * Please make sure that you have all parts indicated before you begin assembly of this item
- * This item should be assembled on a soft surface to prevent scratching the finish during assembly
- * This item may require periodic tightening

 **SAFAVIEH**
O U T D O O R
















Weight Capacity : 275 Lbs (single seat)
550 Lbs (towperson seat)

Warning : Do not stand on 

Warning : Do not over torque bolts/screws



Part List and Hardware List

PIECE	DESCRIPTION	PICTURE	QUANTITY
1	Bench/Chair Left Frame		1X
2	Bench/Chair Right Frame		1X
3	Bench Back Frame		1X
5	Bench Seat Frame		1X
7	Bench Front Frame		1X
9	Table Top Frame		1X
10	Table Leg		2X
11	Table Side Frame		2X
12	Chair Back Cushion		2X
13	Chair Seat Cushion		2X
16	Table Glass		1X
A	Allen bolt(M6x30 mm)		21X
B	Allen bolt(M6x40 mm)		8X
C	Flat washer		29X
D	Allen key		2X


Model# PAT7514 - 1/2

Product Dimensions:

32.28"x55.12"x33.46" H (Bench)

32.28"x29.92"x33.46" H (Chair)

27.95"x51.18"x16.54" H (Table)










CARE AND MAINTENANCE

Store outdoor furniture indoors or cover well when not in use.
Remove wicker furniture from standing water. Dust regularly with small brush or vacuum
Spills should be taken care of immediately before they harden or stain with a slightly dampened sponge.

NOTICE

- * Please make sure that you have all parts indicated before you begin assembly of this item
- * This item should be assembled on a soft surface to prevent scratching the finish during assembly
- * This item may require periodic tightening

Part List and Hardware List

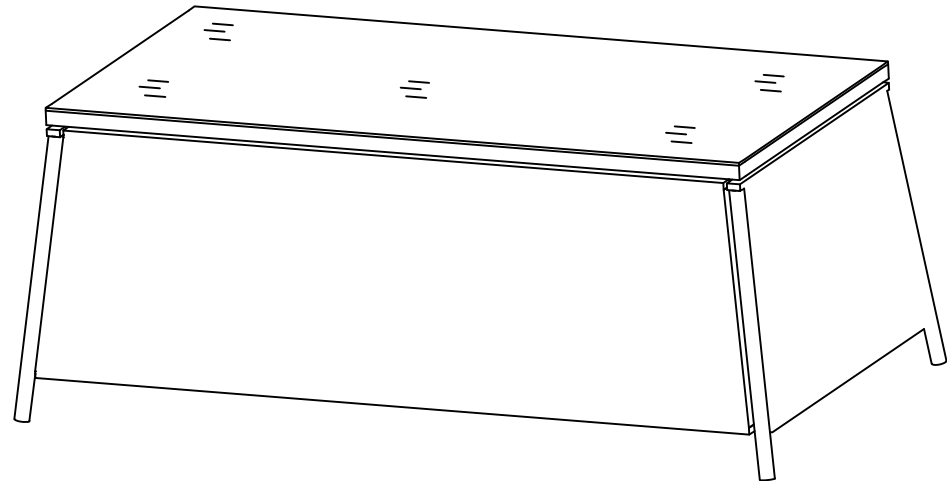
PIECE	DESCRIPTION	PICTURE	QUANTITY
9	Table Top Frame		1X
10	Table Leg		2X
11	Table Side Frame		2X
16	Table Glass		1X
A	Allen bolt(M6x30 mm)		14X
C	Flat washer		14X
D	Allen key		1X

 **SAFAVIEH**
O U T D O O R

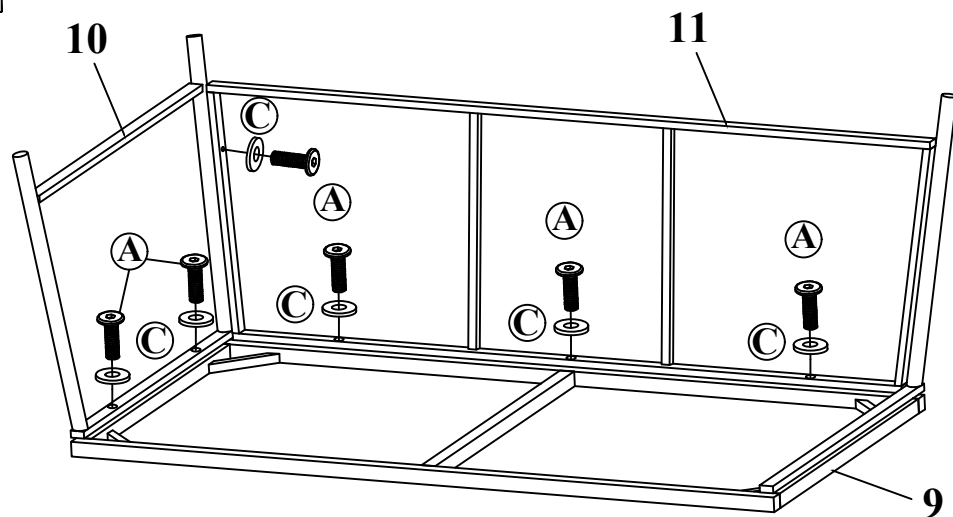
Weight Capacity : 275 Lbs (single seat)
550 Lbs (towperson seat)

Warning : Do not stand on 

Warning : Do not over torque bolts/screws

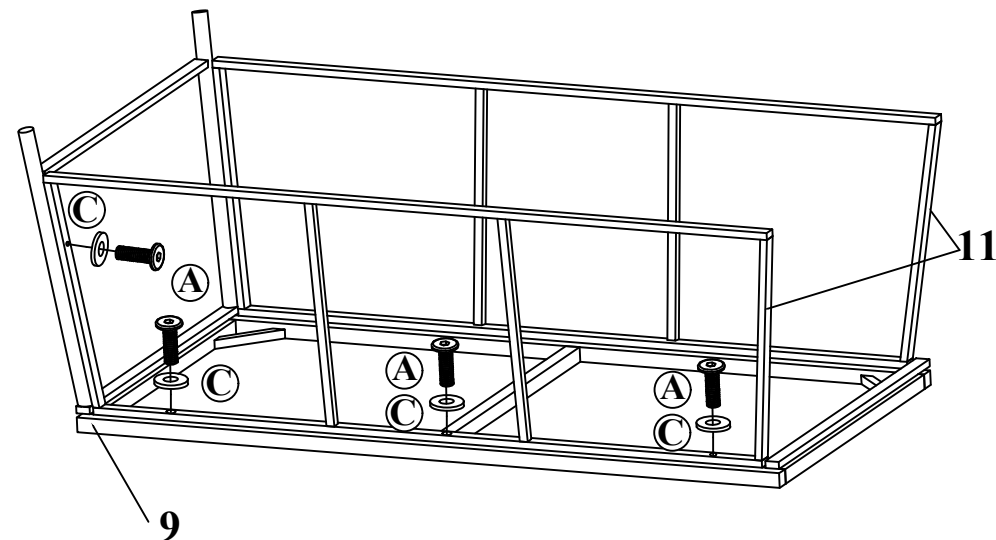


1



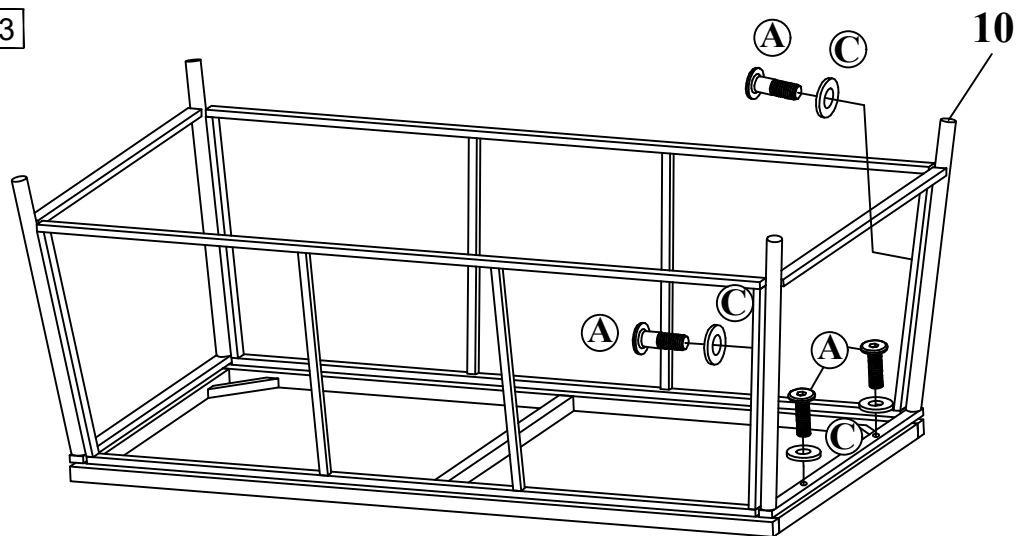
Step 1
Connect Table Top Frame (9) & Table Leg (10), Table Side Frame (11) & tighten Bolt (A) with Allen key (D)

2



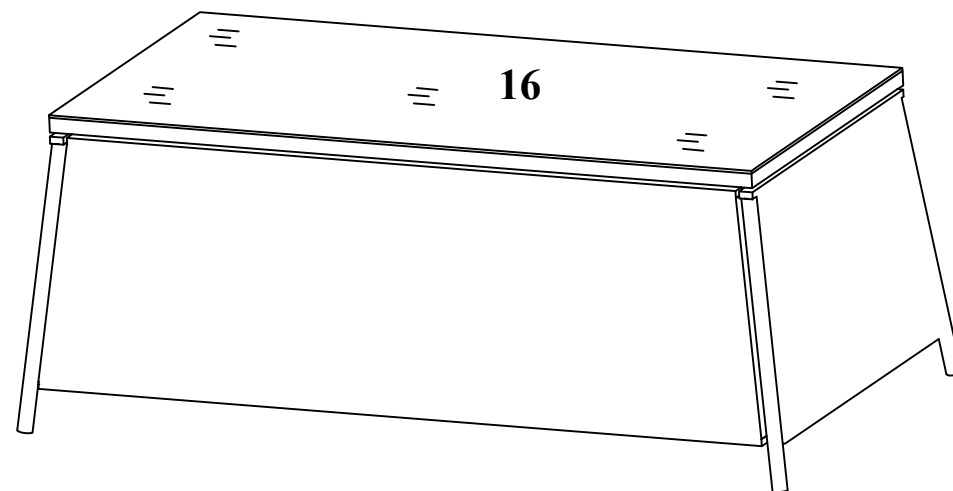
Step 2
Connect part from Step 1 & Table Side Frame (11) tighten Bolt (A) with Allen key (D)

3



Step 3
Connect part from Step 2 & Table Leg (10) tighten Bolt (A) with Allen key (D)

4



Step 4
Put on Table Glass (16) to complete Table

CARE AND MAINTENANCE

Store outdoor furniture indoors or cover well when not in use.
Remove wicker furniture from standing water. Dust regularly with small brush or vacuum
Spills should be taken care of immediately before they harden or stain with a slightly dampened sponge.

NOTICE

- * Please make sure that you have all parts indicated before you begin assembly of this item
- * This item should be assembled on a soft surface to prevent scratching the finish during assembly
- * This item may require periodic tightening



Weight Capacity : 275 Lbs (single seat)
550 Lbs (towperson seat)

Warning : Do not stand on □□□□

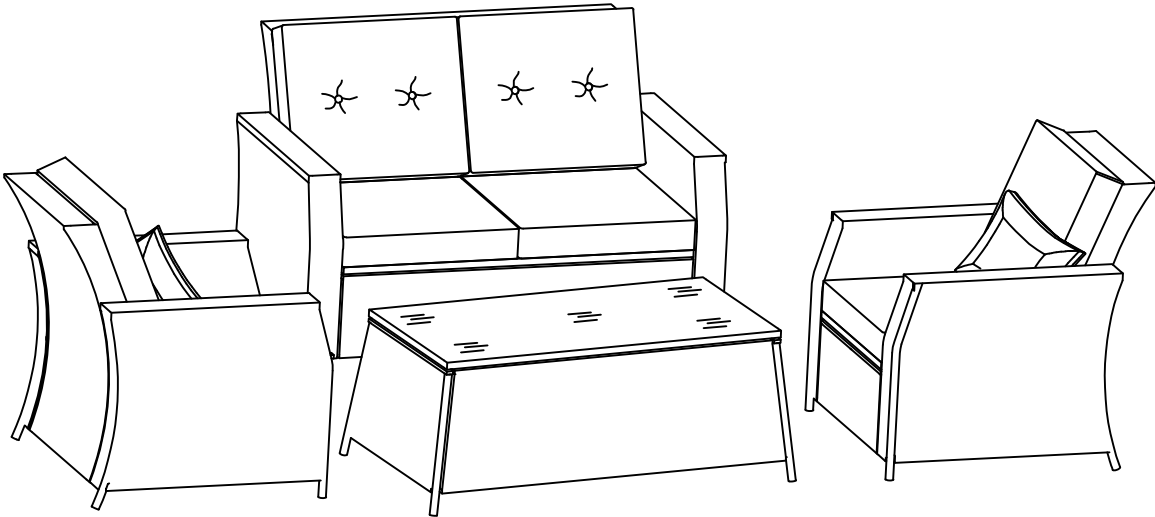
Warning : Do not over torque bolts/screws



Part List and Hardware List

PIECE	DESCRIPTION	PICTURE	QUANTITY
1	Bench/Chair Left Frame		1X
2	Bench/Chair Right Frame		1X
3	Bench Back Frame		1X
5	Bench Seat Frame		1X
7	Bench Front Frame		1X
9	Table Top Frame		1X
10	Table Leg		2X
11	Table Side Frame		2X
12	Chair Back Cushion		2X
13	Chair Seat Cushion		2X
16	Table Glass		1X
A	Allen bolt(M6x30 mm)		21X
B	Allen bolt(M6x40 mm)		8X
C	Flat washer		29X
D	Allen key		2X

Model# PAT7514 - 1/2
Product Dimensions:
32.28"x55.12"x33.46" H (Bench)
32.28"x29.92"x33.46" H (Chair)
27.95"x51.18"x16.54" H (Table)



CARE AND MAINTENANCE

Store outdoor furniture indoors or cover well when not in use.
Remove wicker furniture from standing water. Dust regularly with small brush or vacuum
Spills should be taken care of immediately before they harden or stain with a slightly dampened sponge.

NOTICE

- * Please make sure that you have all parts indicated before you begin assembly of this item
- * This item should be assembled on a soft surface to prevent scratching the finish during assembly
- * This item may require periodic tightening

 **SAFAVIEH**
O U T D O O R












Weight Capacity : 275 Lbs (single seat)
550 Lbs (towperson seat)

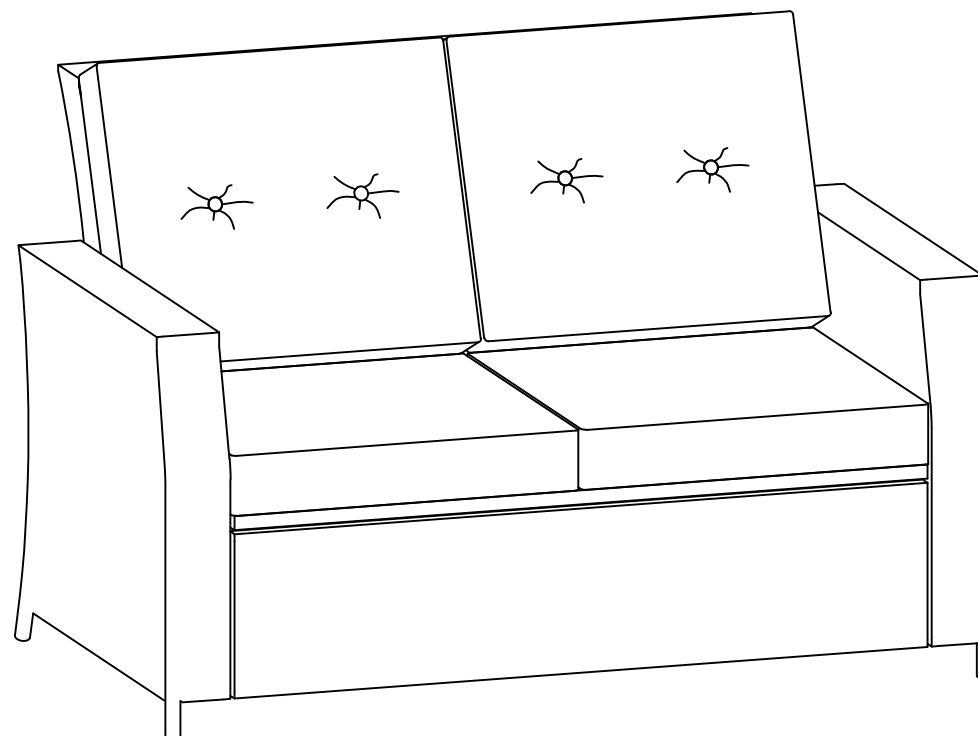
Warning : Do not stand on 

Warning : Do not over torque bolts/screws



Part List and Hardware List

PIECE	DESCRIPTION	PICTURE	QUANTITY
1	Bench/Chair Left Frame		1X
2	Bench/Chair Right Frame		1X
3	Bench Back Frame		1X
5	Bench Seat Frame		1X
7	Bench Front Frame		1X
12	Chair Back Cushion		2X
13	Chair Seat Cushion		2X
A	Allen bolt(M6x30 mm)		7X
B	Allen bolt(M6x40 mm)		8X
C	Flat washer		15X
D	Allen key		1X



PREPARATION

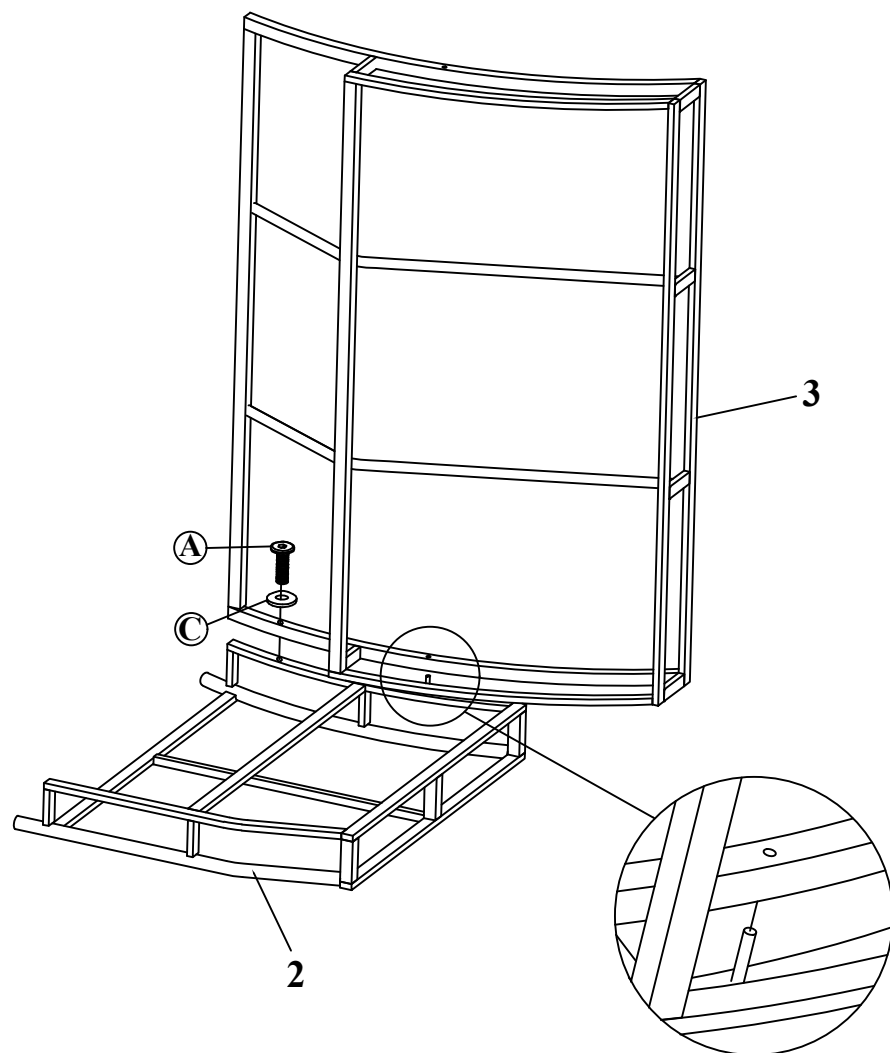
Before beginning assembly of product, make sure all parts are present. Compare parts with package contents list and hardware contents list.

If any part is missing or damaged, do not attempt to assemble the product.

Estimated Assembly Time: 15 minutes.

Tools Required for Assembly (included): Allen Key

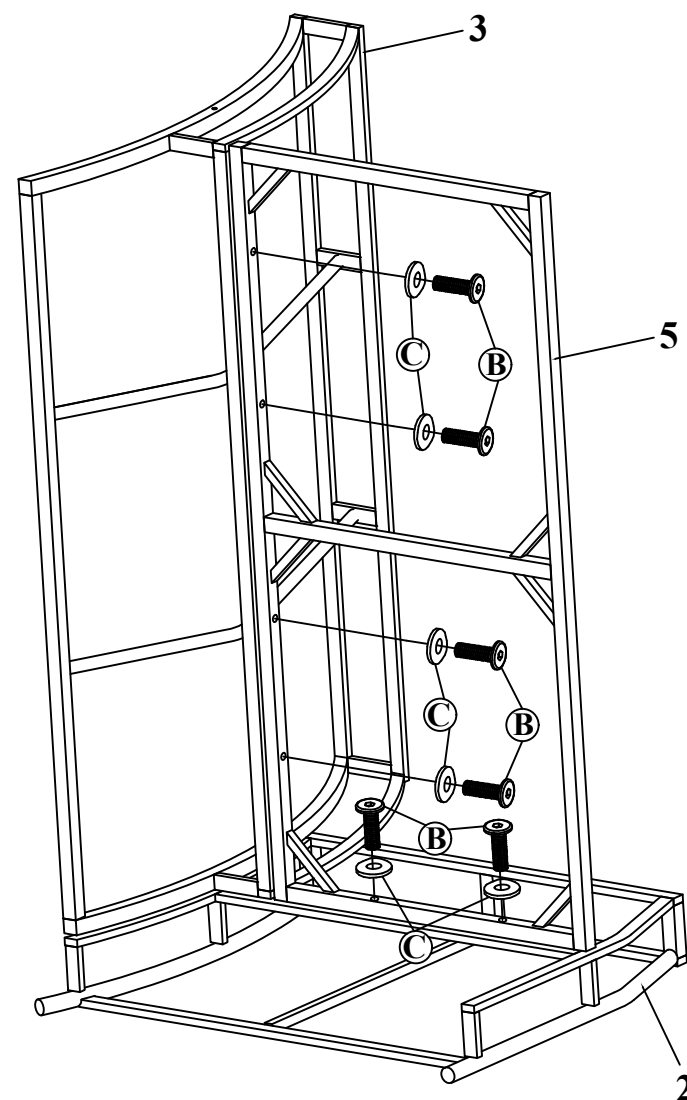
1



Step 1

Connect Bench Back Frame (3) & Chair Bench Frame (2) & tighten Bolt (A) with Allen key (D)

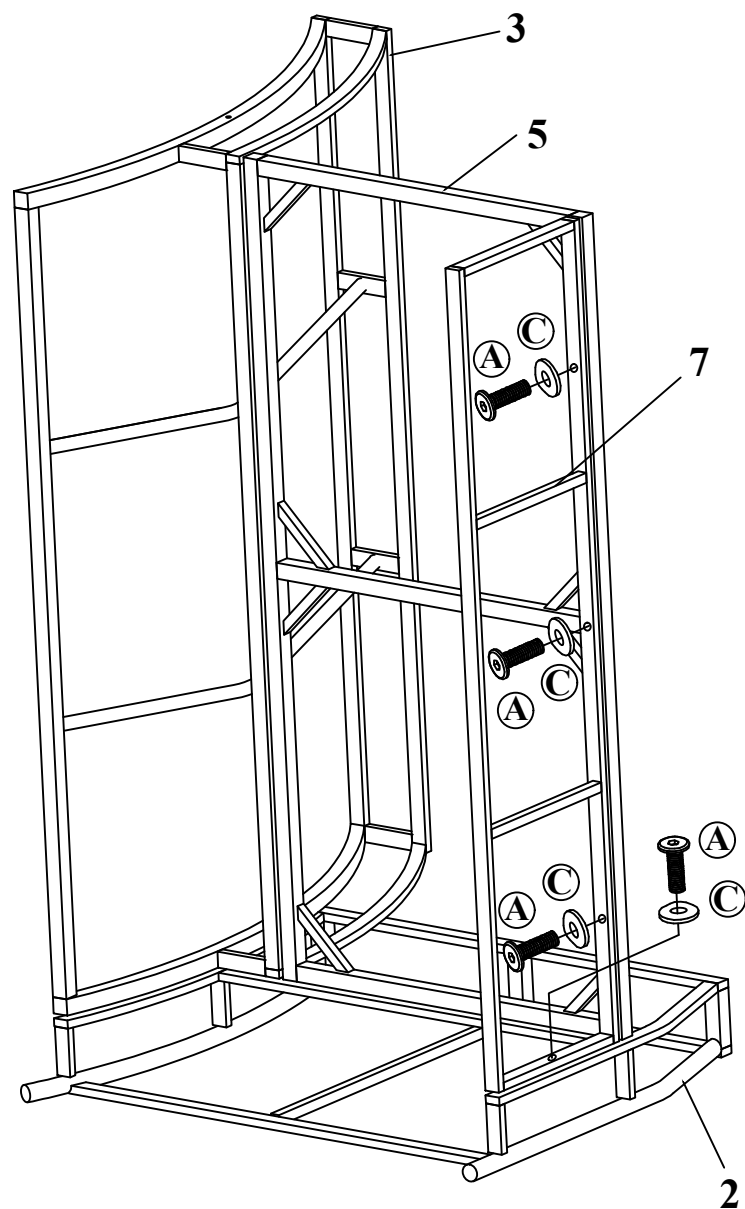
2



Step 2

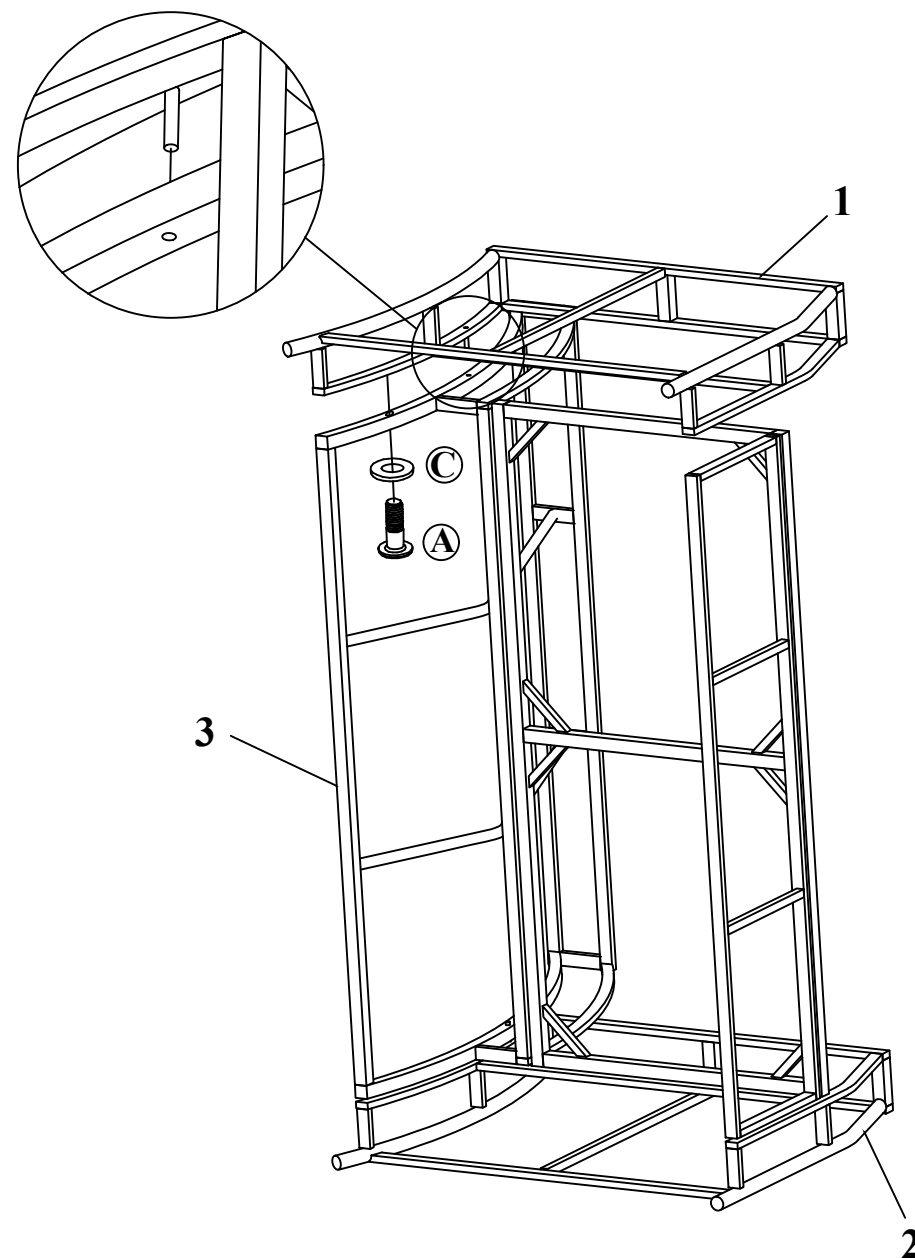
Connect part from Step 1 & Bench Seat Frame (5) tighten Bolt (B) with Allen key (D)

3



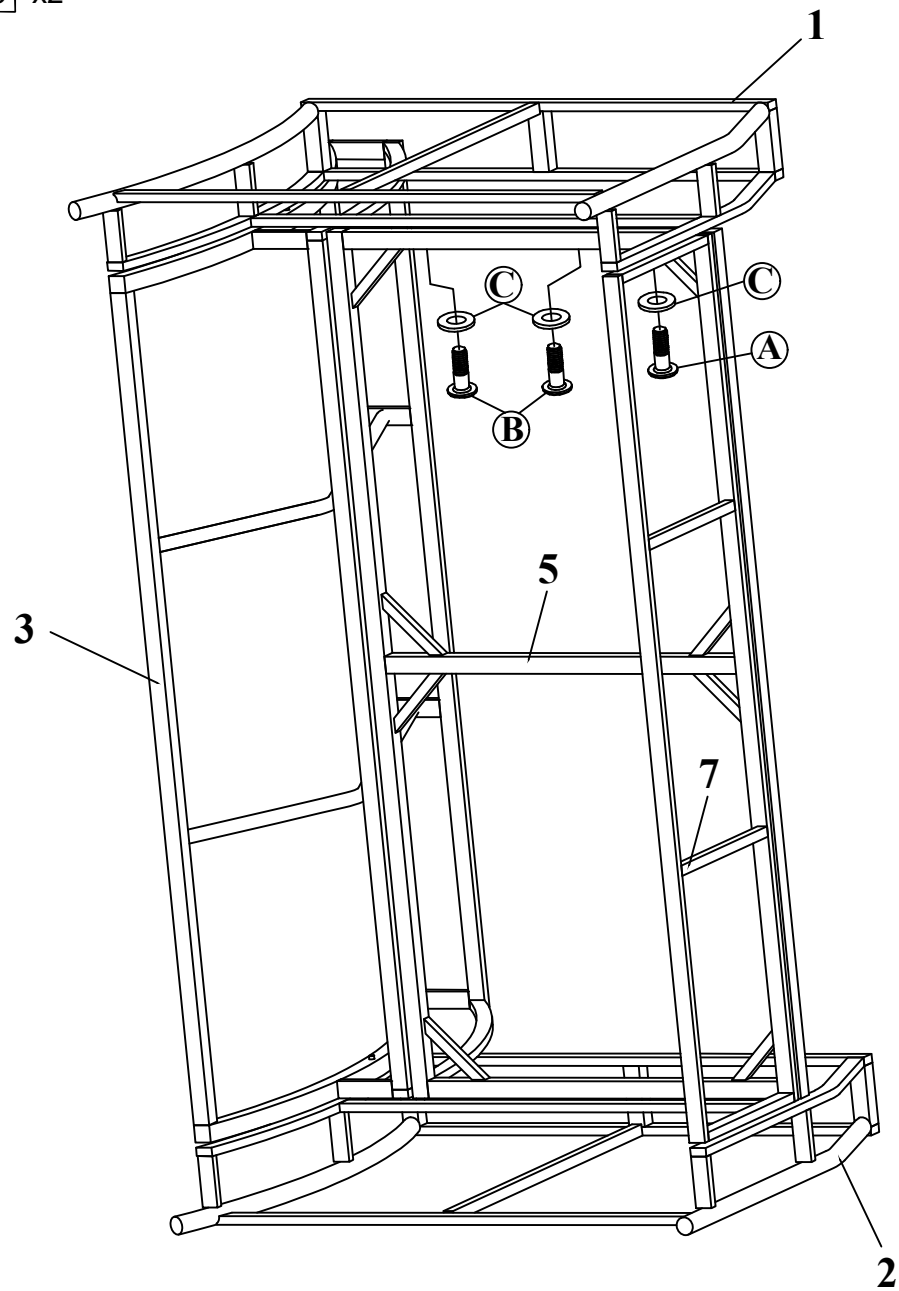
Step 3
Connect part from Step 2 & Bench Front Frame (7) tighten Bolt (A) with Allen key (D)

4



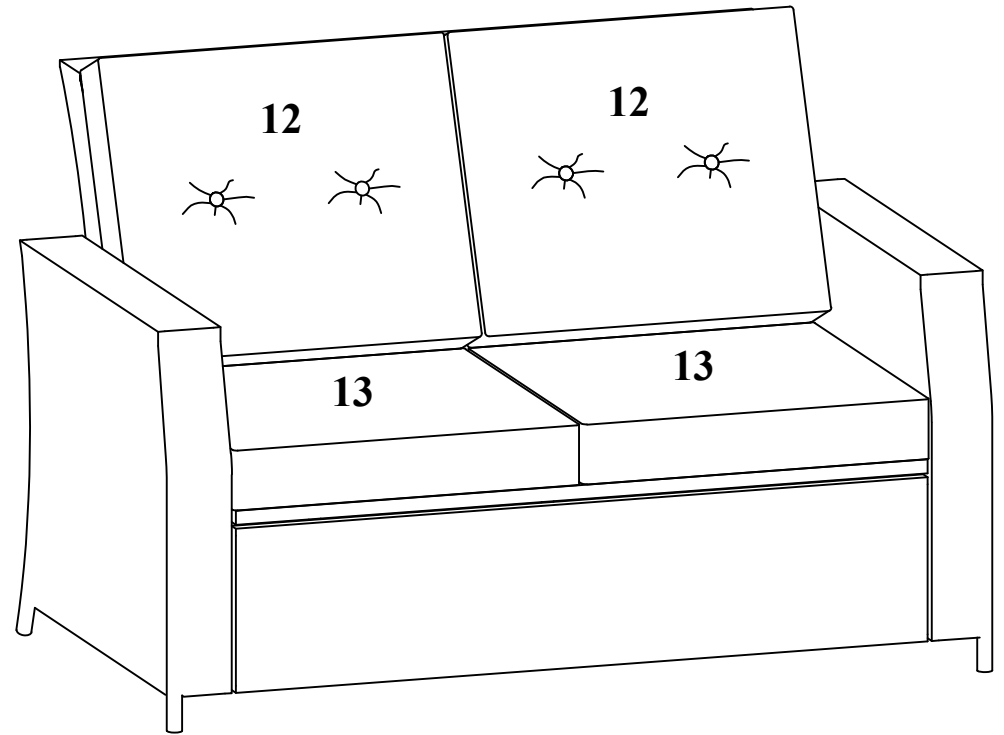
Step 4
Connect part from Step 3 & Bench Left Frame (1) tighten Bolt (A) with Allen key (D)

5 x2



Step 5
Connect Bench Seat Frame (5), Bench Front Frame (7) & Bench Left Frame (1) tighten Bolt (B), (A) with Allen key (D)

6 x2



Step 6
Put on Bench Seat Cushion (13), Bench Back Cushion (12) to complete Bench













CARE AND MAINTENANCE

Store outdoor furniture indoors or cover well when not in use.
Remove wicker furniture from standing water. Dust regularly with small brush or vacuum
Spills should be taken care of immediately before they harden or stain with a slightly dampened sponge.

NOTICE

- * Please make sure that you have all parts indicated before you begin assembly of this item
- * This item should be assembled on a soft surface to prevent scratching the finish during assembly
- * This item may require periodic tightening

Part List and Hardware List

PIECE	DESCRIPTION	PICTURE	QUANTITY
1	Bench/Chair Left Frame		2X
2	Bench/Chair Right Frame		2X
4	Chair Back Frame		2X
6	Chair Seat Frame		2X
8	Chair Front Frame		2X
17	Chair Back Cushion		2X
18	Chair Seat Cushion		2X
19	Pillow		2X
A	Allen bolt(M6x30 mm)		12X
B	Allen bolt(M6x40 mm)		12X
C	Flat washer		24X
D	Allen key		1X

 **SAFAVIEH**
O U T D O O R

Weight Capacity : 275 Lbs (single seat)
550 Lbs (towperson seat)

Warning : Do not stand on chair

Warning : Do not over torque bolts/screws



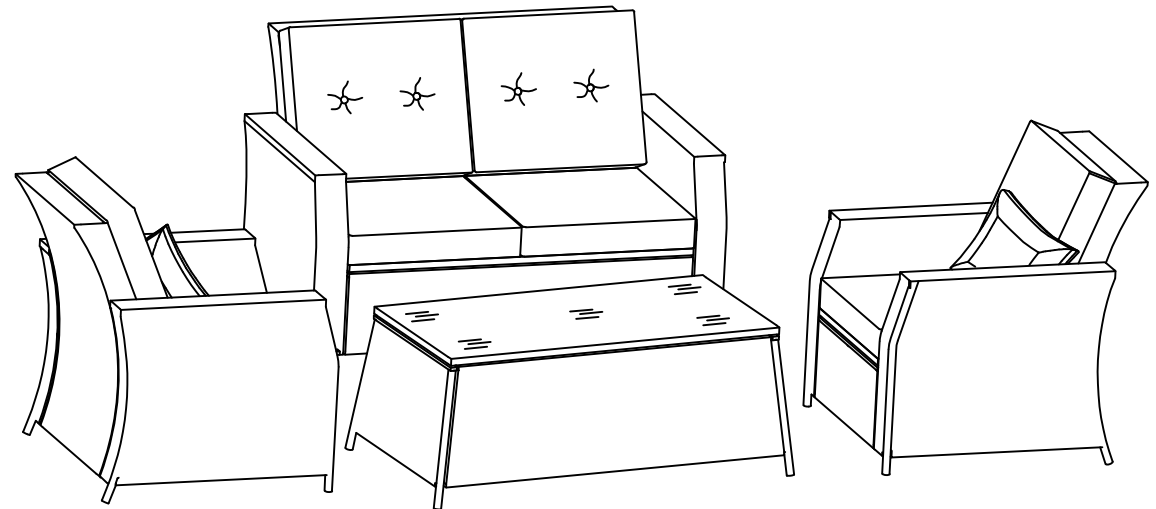
Model# PAT7514 - 2/2

Product Dimensions:

32.28"x55.12"x33.46" H (Bench)

32.28"x29.92"x33.46" H (Chair)

27.95"x51.18"x16.54" H (Table)



CARE AND MAINTENANCE

Store outdoor furniture indoors or cover well when not in use.
Remove wicker furniture from standing water. Dust regularly with small brush or vacuum
Spills should be taken care of immediately before they harden or stain with a slightly dampened sponge.

NOTICE

- * Please make sure that you have all parts indicated before you begin assembly of this item
- * This item should be assembled on a soft surface to prevent scratching the finish during assembly
- * This item may require periodic tightening

 **SAFAVIEH**
O U T D O O R













Weight Capacity : 275 Lbs (single seat)
550 Lbs (towperson seat)


Warning : Do not stand on chair

Warning : Do not over torque bolts/screws



Part List and Hardware List

PIECE	DESCRIPTION	PICTURE	QUANTITY
1	Bench/Chair Left Frame		2X
2	Bench/Chair Right Frame		2X
4	Chair Back Frame		2X
6	Chair Seat Frame		2X
8	Chair Front Frame		2X
17	Chair Back Cushion		2X
18	Chair Seat Cushion		2X
19	Pillow		2X
A	Allen bolt(M6x30 mm)		12X
B	Allen bolt(M6x40 mm)		12X
C	Flat washer		24X
D	Allen key		1X



PREPARATION

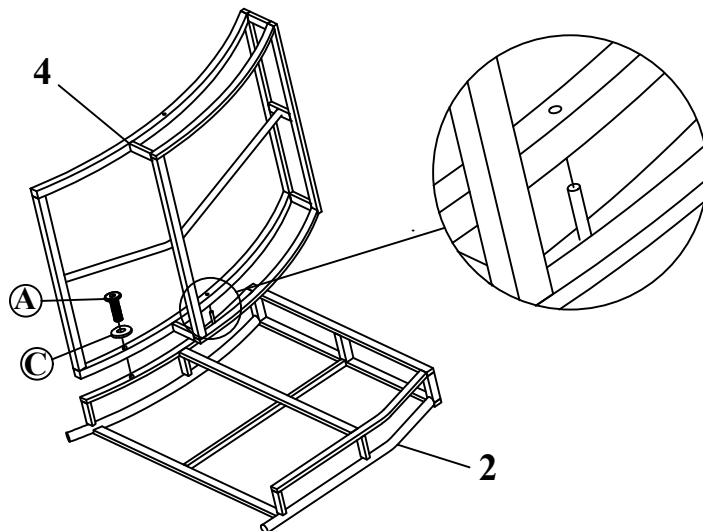
Before beginning assembly of product, make sure all parts are present. Compare parts with package contents list and hardware contents list.

If any part is missing or damaged, do not attempt to assemble the product.

Estimated Assembly Time: 15 minutes.

Tools Required for Assembly (included): Allen Key

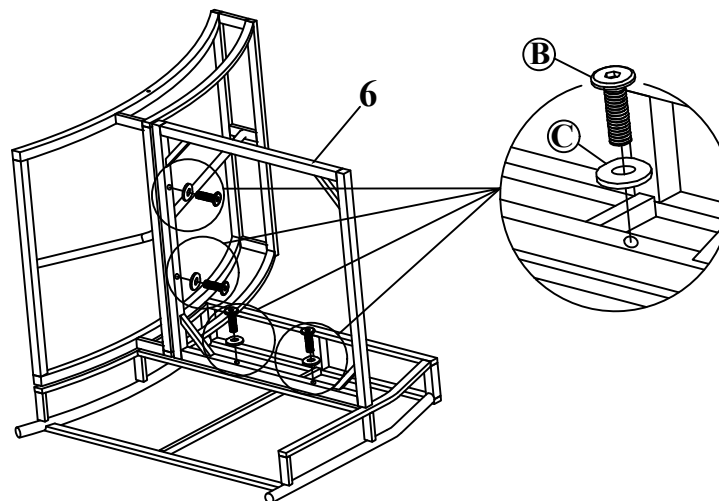
1 x2



Step 1

Connect Chair Back Frame (4) & Chair Right Frame (2) & tighten Bolt (A) with Allen key (D)

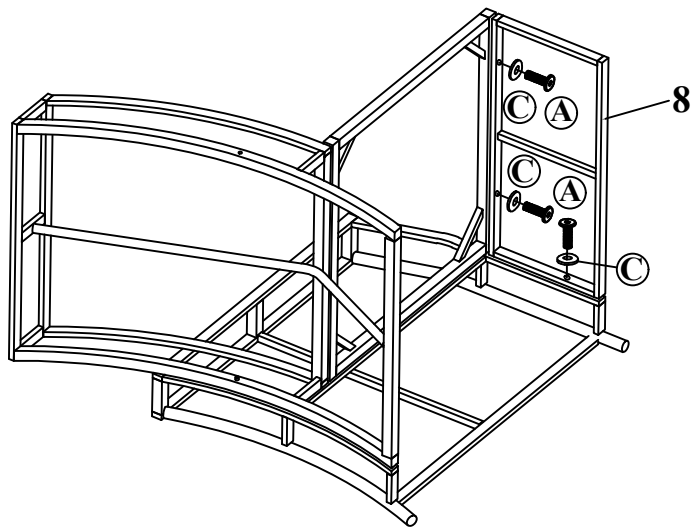
2 x2



Step 2

Connect part from Step 1 & Chair Seat Frame (6) tighten Bolt (B) with Allen key (D)

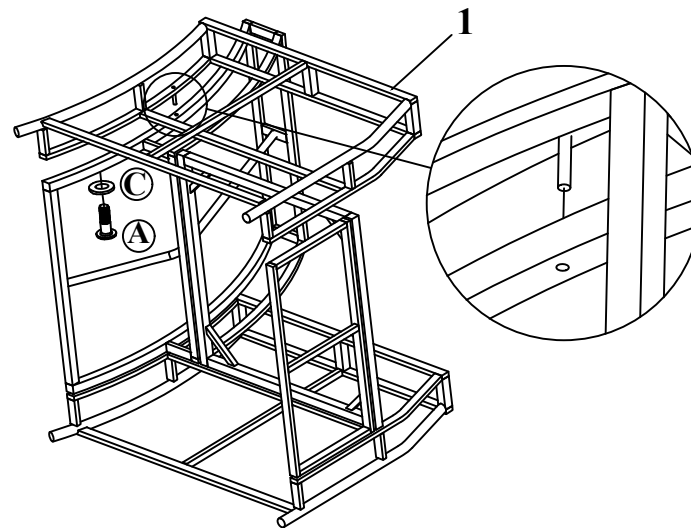
3 x2



Step 3

Connect part from Step 2 & Chair Front Frame (8) tighten Bolt (A) with Allen key (D)

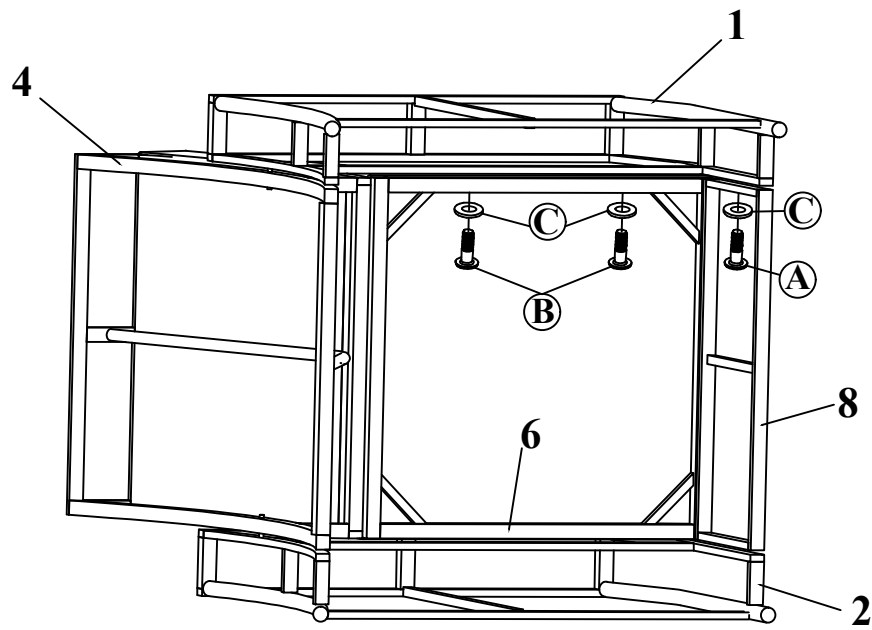
4 x2



Step 4

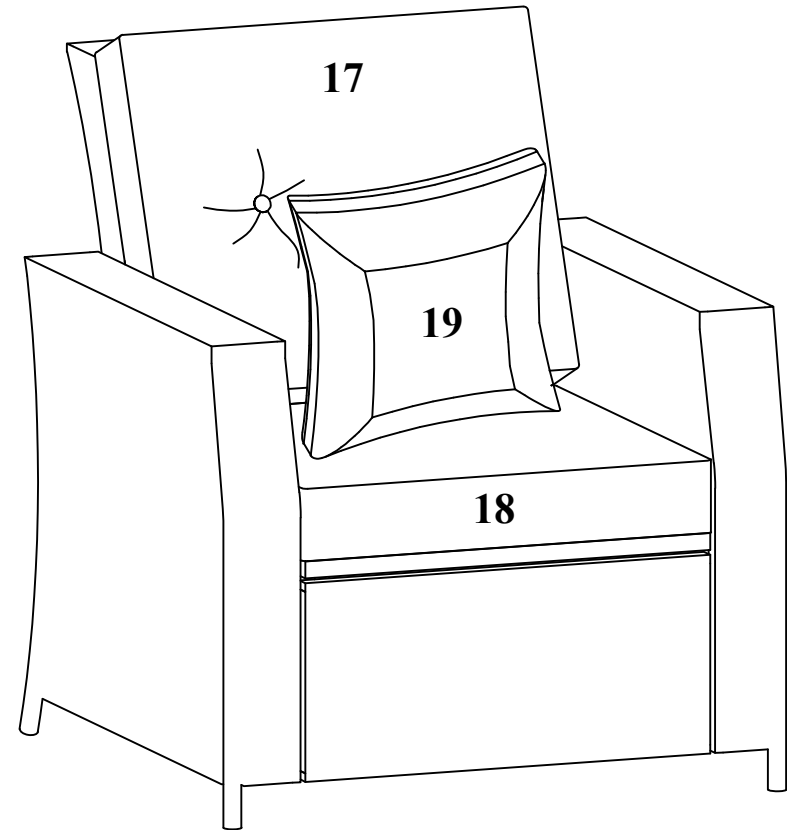
Connect part from Step 3 & Chair Left Frame (1) tighten Bolt (A) with Allen key (D)

5 x2



Step 5
Connect Chair Seat Frame (6), Chair Front Frame (8) & Chair Left Frame (1) tighten Bolt (B), (A) with Allen key (D)

6 x2



Step 6
Put on Chair Seat Cushion (18), Chair Back Cushion (17) & Pillow (19) to complete Chair