












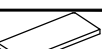




CARE AND MAINTENANCE

Store outdoor furniture indoors or cover well when not in use.
 Remove wooden furniture from standing water. Dust regularly with small brush or vacuum
 Spills should be taken care of immediately before they harden or stain with a slightly dampened sponge.

NOTICE

- * Please make sure that you have all parts indicated before you begin assembly of this item
- * This item should be assembled on a soft surface to prevent scratching the finish during assembly
- * This item may require periodic tightening

Part List and Hardware List

PIECE	DESCRIPTION	PICTURE	QUANTITY
1	Chair/Bench Left Frame		3X
2	Chair/Bench Right Frame		3X
3	Bench Back Frame		1X
4	Bench Seat Frame		1X
5	Chair Back Frame		2X
6	Chair Seat Frame		2X
7	Table Side		2X
8	Table Apron		2X
9	Table Top		1X
10	Glass Table		1X
11	Chair Cushion		2X
12	Bench Cushion		1X
A	Allen bolt(M6x25mm)		18X
B	Flat washer		48X
C	Allen bolt(M6x40 mm)		30X
D	Allen key		1X

SAFAVIEH OUTDOOR

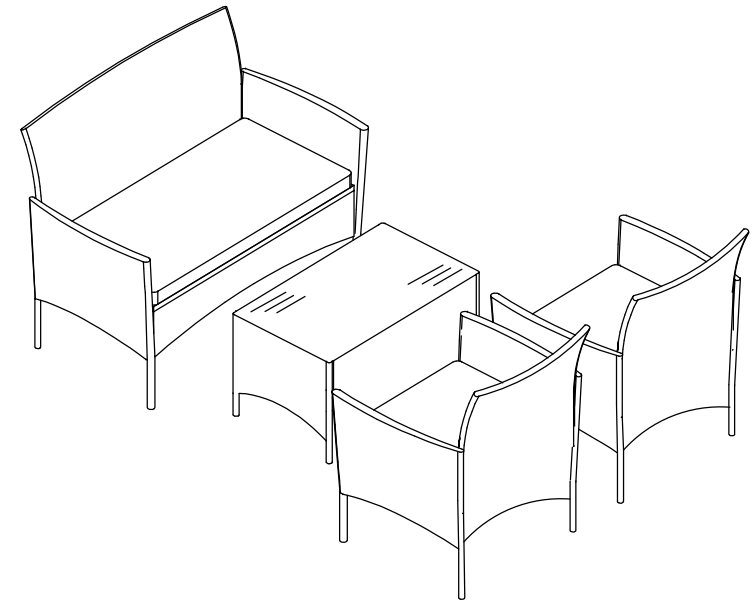
Weight Capacity :275lbs(single seat)
 550lbs(twoperson seat)

Warning : Do not stand on bench
 Warning : Do not over torque bolts / screws



Model# PAT7506

Product Dimensions: 41.2"x23.3"x31.1" H (Bench)
 22.6"x23.3"x31.1" H (Chair)
 27.6"x16.5"x15.6" H (Table)





SAFAVIEH

OUTDOOR

CARE AND MAINTENANCE

Store outdoor furniture indoors or cover well when not in use.
 Remove wooden furniture from standing water. Dust regularly with small brush or vacuum
 Spills should be taken care of immediately before they harden or stain with a slightly dampened sponge.

NOTICE










- * Please make sure that you have all parts indicated before you begin assembly of this item
- * This item should be assembled on a soft surface to prevent scratching the finish during assembly
- * This item may require periodic tightening


Weight Capacity :275lbs(single seat)
 550lbs(twoperson seat)

Warning : Do not stand on bench
Warning : Do not over torque bolts / screws



Part List and Hardware List

PIECE	DESCRIPTION	PICTURE	QUANTITY
1	Chair/Bench Left Frame		1X
2	Chair/Bench Right Frame		1X
3	Bench Back Frame		1X
4	Bench Seat Frame		1X
12	Bench Cushion		1X
A	Allen bolt(M6x25mm)		2X
B	Flat washer		14X
C	Allen bolt(M6x40 mm)		12X
D	Allen key		1X



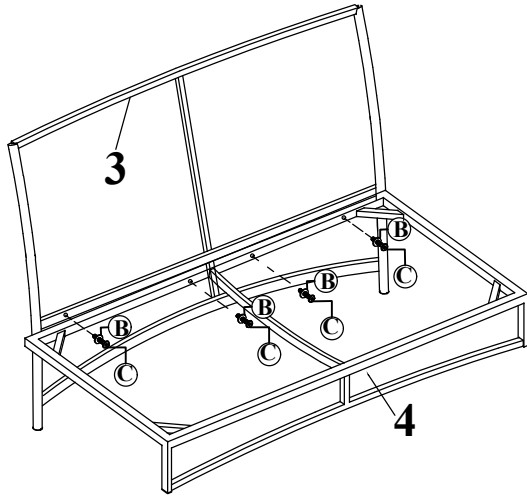
PREPARATION

Before beginning assembly of product, make sure all parts are present. Compare parts with package contents list and hardware contents list. If any part is missing or damaged, do not attempt to assemble the product.

Estimated Assembly Time: 10 minutes.

Tools Required for Assembly (included): Allen Key

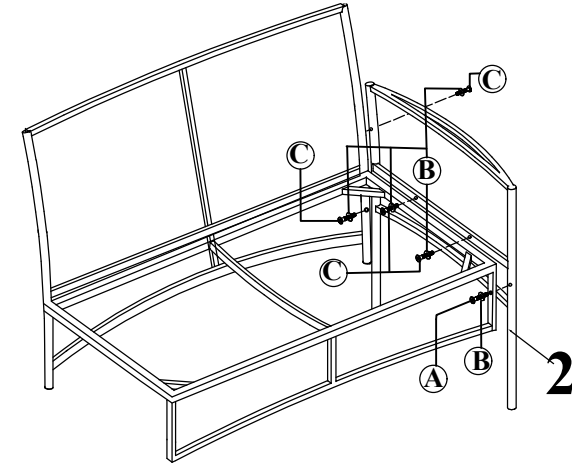
1



Step 1

Connect Bench back frame (3) & Bench seat frame (4), tighten Bolt (C) with Allen key (D)

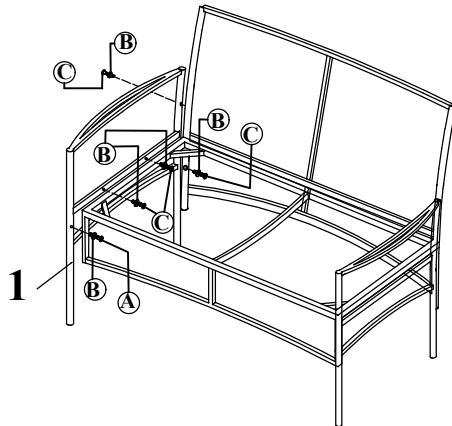
2



Step 2

Connect part from Step 1 & Right frame (2), tighten Bolt (A) & Bolt (C) with Allen key (D)


3



Step 3

Connect part from Step 2 & Left frame (1), tighten Bolt (A) & Bolt (C) with Allen key (D)

4



Step 4

Put on Bench cushion (12) to complete Bench












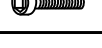




CARE AND MAINTENANCE

Store outdoor furniture indoors or cover well when not in use.
 Remove wooden furniture from standing water. Dust regularly with small brush or vacuum
 Spills should be taken care of immediately before they harden or stain with a slightly dampened sponge.

NOTICE

- * Please make sure that you have all parts indicated before you begin assembly of this item
- * This item should be assembled on a soft surface to prevent scratching the finish during assembly
- * This item may require periodic tightening

Part List and Hardware List

PIECE	DESCRIPTION	PICTURE	QUANTITY
1	Chair/Bench Left Frame		3X
2	Chair/Bench Right Frame		3X
3	Bench Back Frame		1X
4	Bench Seat Frame		1X
5	Chair Back Frame		2X
6	Chair Seat Frame		2X
7	Table Side		2X
8	Table Apron		2X
9	Table Top		1X
10	Glass Table		1X
11	Chair Cushion		2X
12	Bench Cushion		1X
A	Allen bolt(M6x25mm)		18X
B	Flat washer		48X
C	Allen bolt(M6x40 mm)		30X
D	Allen key		1X

SAFAVIEH OUTDOOR

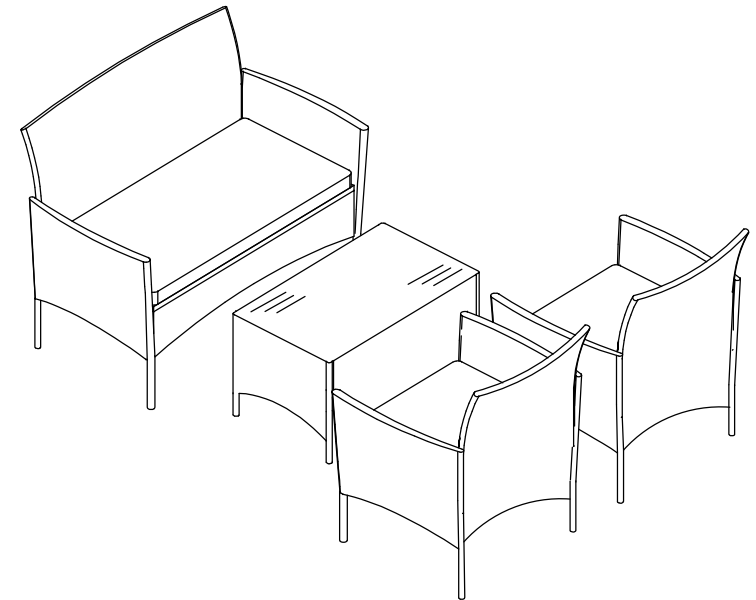
Weight Capacity :275lbs(single seat)
 550lbs(twoperson seat)

Warning : Do not stand on chair
 Warning : Do not over torque bolts / screws



Model# PAT7506

Product Dimensions: 41.2"x23.3"x31.1" H (Bench)
 22.6"x23.3"x31.1" H (Chair)
 27.6"x16.5"x15.6" H (Table)



CARE AND MAINTENANCE

Store outdoor furniture indoors or cover well when not in use.
 Remove wooden furniture from standing water. Dust regularly with small brush or vacuum
 Spills should be taken care of immediately before they harden or stain with a slightly dampened sponge.

NOTICE










- * Please make sure that you have all parts indicated before you begin assembly of this item
- * This item should be assembled on a soft surface to prevent scratching the finish during assembly
- * This item may require periodic tightening


**Weight Capacity :275lbs(single seat)
 550lbs(twoperson seat)**

**Warning : Do not stand on chair
 Warning : Do not over torque bolts / screws**

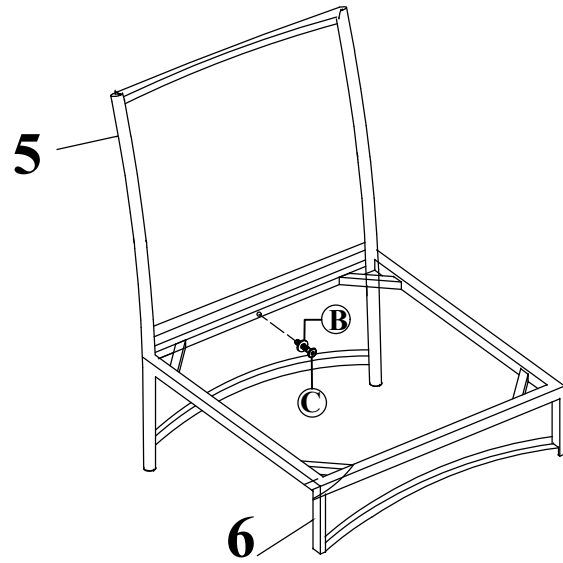


Part List and Hardware List

PIECE	DESCRIPTION	PICTURE	QUANTITY
1	Chair/Bench Left Frame		2X
2	Chair/Bench Right Frame		2X
5	Chair Back Frame		2X
6	Chair Seat Frame		2X
11	Chair Cushion		2X
A	Allen bolt(M6x25mm)		4X
B	Flat washer		22X
C	Allen bolt(M6x40 mm)		18X
D	Allen key		1X

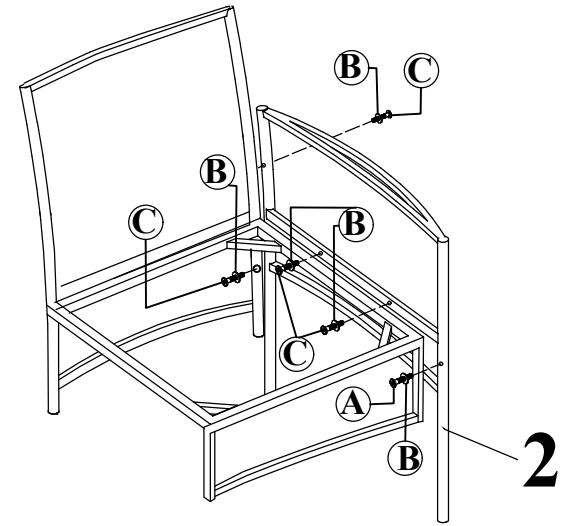


1x2



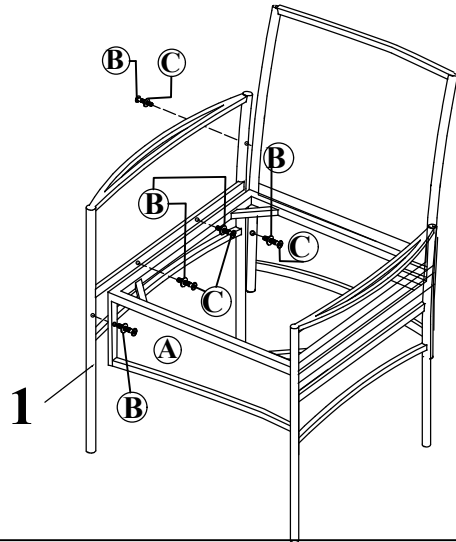
Step 1
 Connect Chair back frame (5) & Chair seatframe (6) tighten Bolt (C) with Allen key (D)

2x2



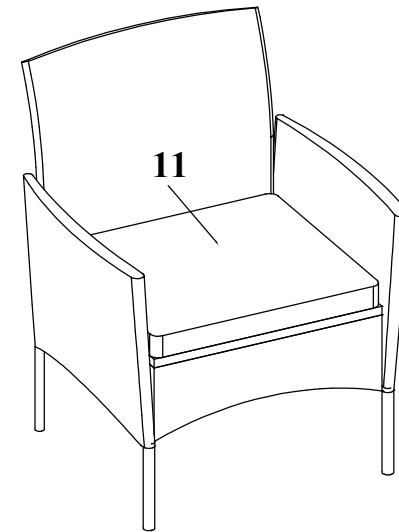
Step 2
 Connect part from Step 1 & Right frame (2) tighten Bolt (A) & Bolt (C) with Allen key (D)

3x2



Step 3
 Connect part from Step 2 & Left frame (1) ,tighten Bolt (A) & Bolt (C) with Allen key (D)

4X2



Step 4
 Put on Chair cushion (11) to complete Chair

















CARE AND MAINTENANCE

Store outdoor furniture indoors or cover well when not in use.
Remove wooden furniture from standing water. Dust regularly with small brush or vacuum
Spills should be taken care of immediately before they harden or stain with a slightly dampened sponge.

NOTICE

- * Please make sure that you have all parts indicated before you begin assembly of this item
- * This item should be assembled on a soft surface to prevent scratching the finish during assembly
- * This item may require periodic tightening

Part List and Hardware List

PIECE	DESCRIPTION	PICTURE	QUANTITY
1	Chair/Bench Left Frame		3X
2	Chair/Bench Right Frame		3X
3	Bench Back Frame		1X
4	Bench Seat Frame		1X
5	Chair Back Frame		2X
6	Chair Seat Frame		2X
7	Table Side		2X
8	Table Apron		2X
9	Table Top		1X
10	Glass Table		1X
11	Chair Cushion		2X
12	Bench Cushion		1X
A	Allen bolt(M6x25mm)		18X
B	Flat washer		48X
C	Allen bolt(M6x40 mm)		30X
D	Allen key		1X

SAFAVIEH OUTDOOR

Weight Capacity :275lbs(single seat)
550lbs(twoperson seat)

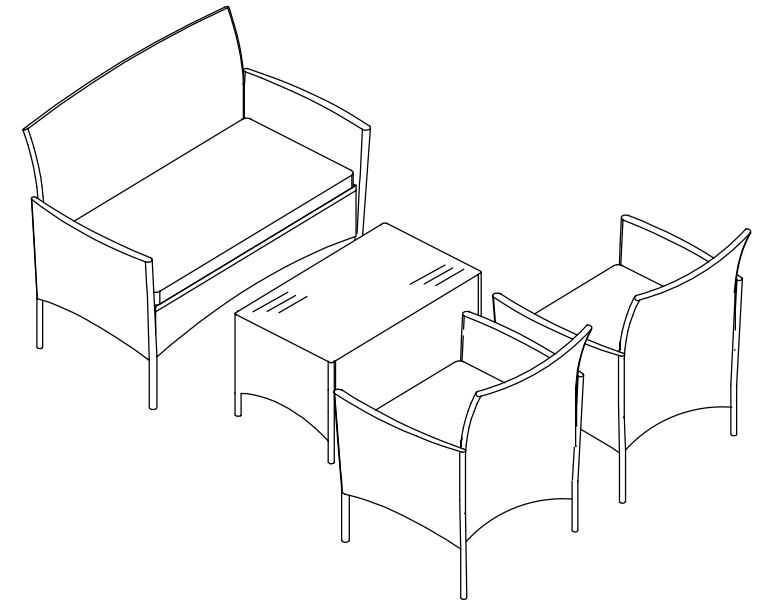
Warning : Do not stand on table

Warning : Do not over torque bolts / screws



Model# PAT7506

Product Dimensions: 41.2"x23.3"x31.1" H (Bench)
22.6"x23.3"x31.1" H (Chair)
27.6"x16.5"x15.6" H (Table)










CARE AND MAINTENANCE

Store outdoor furniture indoors or cover well when not in use.
Remove wooden furniture from standing water. Dust regularly with small brush or vacuum
Spills should be taken care of immediately before they harden or stain with a slightly dampened sponge.

NOTICE

- * Please make sure that you have all parts indicated before you begin assembly of this item
- * This item should be assembled on a soft surface to prevent scratching the finish during assembly
- * This item may require periodic tightening

Part List and Hardware List


PIECE	DESCRIPTION	PICTURE	QUANTITY
7	Table Side		2X
8	Table Apron		2X
9	Table Top		1X
10	Glass Table		1X
A	Allen bolt(M6x25mm)		12X
B	Flat washer		12X
D	Allen key		1X

 **SAFAVIEH**
O U T D O O R

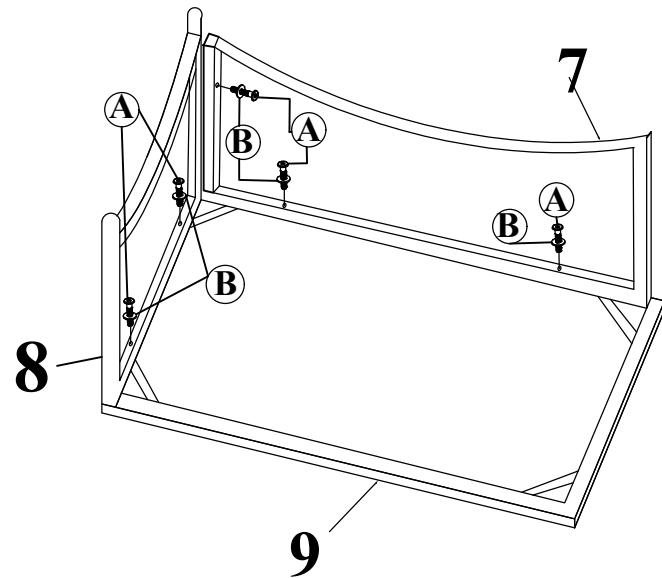
Weight Capacity :275lbs(single seat)
550lbs(twoperson seat)

Warning : Do not stand on table

Warning : Do not over torque bolts / screws

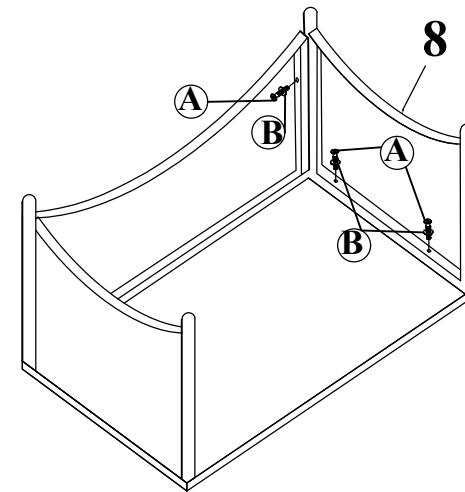


1



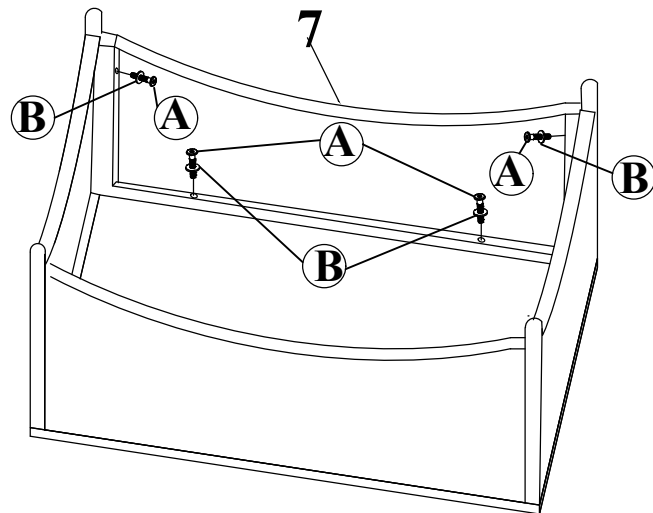
Step 1
Connect Table side (7) - Table Apron (8) & Table top frame (9)
tighten Bolt (A) with Allen key (D)

2




Step 2
Connect part from Step 1 & Table Apron (8)
tighten Bolt (A) with Allen key (D)

3



Step 3
Connect part from Step 2 & Table side (7)
tighten Bolt (A) with Allen key (D)

4



Step 4
Put on Table glass (10) to complete Table