

NOTICE

*Please make sure that you have all parts indicated and they are in good condition before you begin assembly of this item. Refer to part list and hardware list below for guidance.

*This item should be assembled on a soft surface to prevent scratching the finish during assembly.

*This item may require periodic tightening.

*If you are having difficulty, our friendly Customer Care team is always here to help. Please email customersupport@safavieh.com.

PREPARATION

* Before beginning assembly of product, make sure all parts are present. Compare parts with part contents list and hardware contents list.

* If any part is missing or damaged, do not attempt to assemble the product.

* Estimated Assembly Time: 1 minutes.

* **Tools Required for Assembly (included): Allen Key**

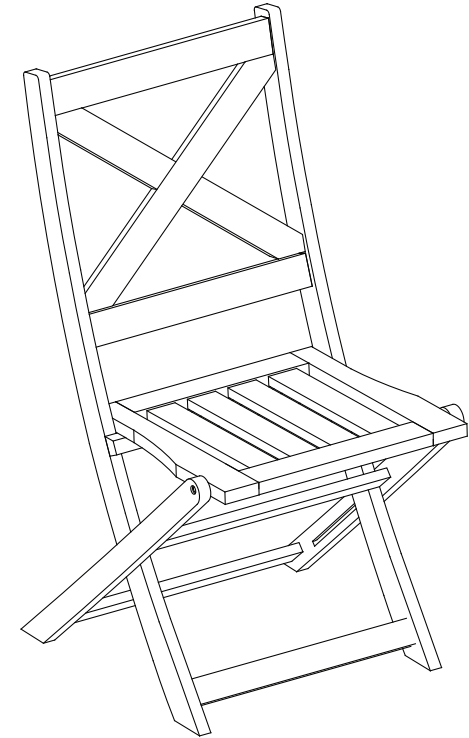
CARE AND MAINTENANCE

Store outdoor furniture indoors or cover well when not in use. Dust regularly with small brush or vacuum. Spills should be taken care of immediately before they harden or stain with a slightly damp sponge.



Model# PAT7028

Product Dimensions: 18.9" W x 22.4" D x 35.4" H



Weight Capacity : 220 Ibs

Warning : Do not stand on chair

Warning : Do not over torque bolts / screws

PREPARATION

*Before beginning assembly of product, make sure all parts are present. Compare parts with package contents list and hardware contents list.

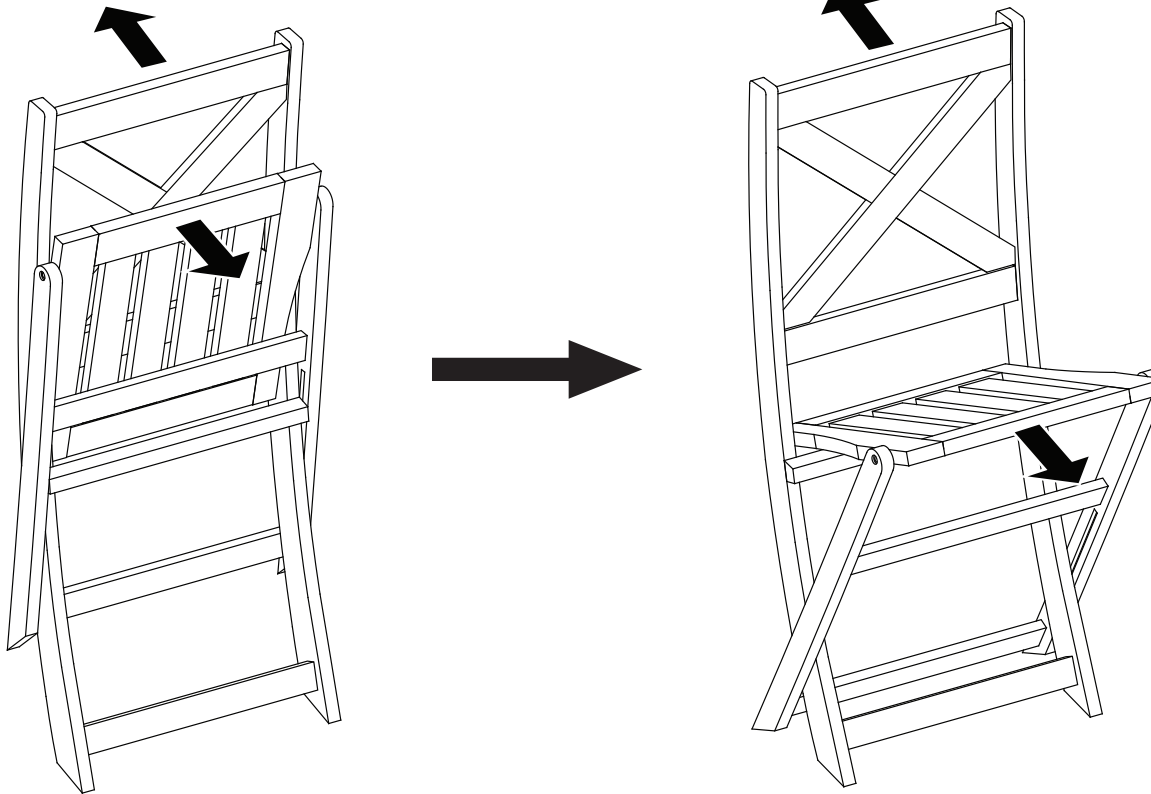
*If any part is missing or damaged, do not attempt to assemble the product.

*Estimated Assembly Time : 1 minutes.

*Tools Required for Assembly (included): Allen Key

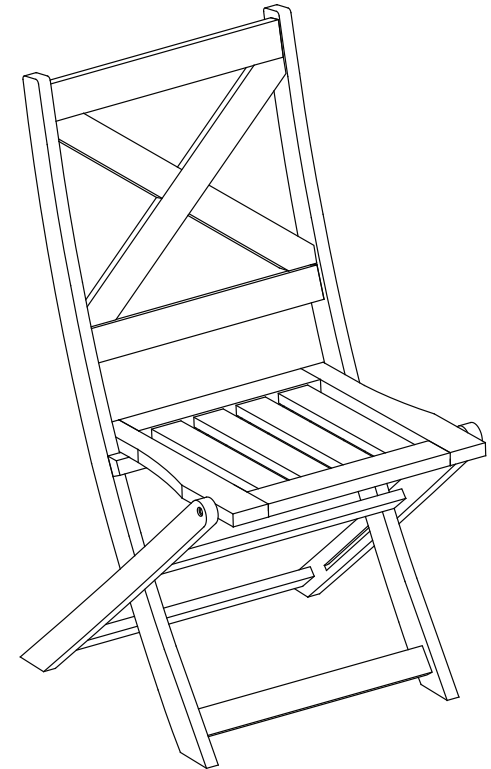
*If you are having difficulty, our friendly Customer care team is always here to help. Please email customersupport@safavieh.com

1



Step 1
Open the chair Vertical arrows

2



Step 2 Complete product.

NOTICE

*Please make sure that you have all parts indicated and they are in good condition before you begin assembly of this item. Refer to part list and hardware list below for guidance.

*This item should be assembled on a soft surface to prevent scratching the finish during assembly.

*This item may require periodic tightening.

*If you are having difficulty, our friendly Customer Care team is always here to help. Please email customersupport@safavieh.com.

PREPARATION

* Before beginning assembly of product, make sure all parts are present. Compare parts with part contents list and hardware contents list.

* If any part is missing or damaged, do not attempt to assemble the product.

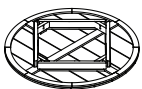




* Estimated Assembly Time: 10 minutes.

* **Tools Required for Assembly (included): Allen Key**

CARE AND MAINTENANCE

Store outdoor furniture indoors or cover well when not in use. Dust regularly with small brush or vacuum. Spills should be taken care of immediately before they harden or stain with a slightly damp sponge.


Part List and Hardware List

PIECE	DESCRIPTION	PICTURE	QUANTITY
A	Top table		1X
B	Leg		4X
HW1	Allen Bolt: M8x0.5x70 mm		8X
HW2	Washer Ø8.5/20x2 mm		8X
HW3	Allen key 4		1X

 **SAFAVIEH**
O U T D O O R

Model# PAT7028

Product Dimensions: 32.3" W x 32.3" D x 29.5" H



Weight Capacity : 40 lbs

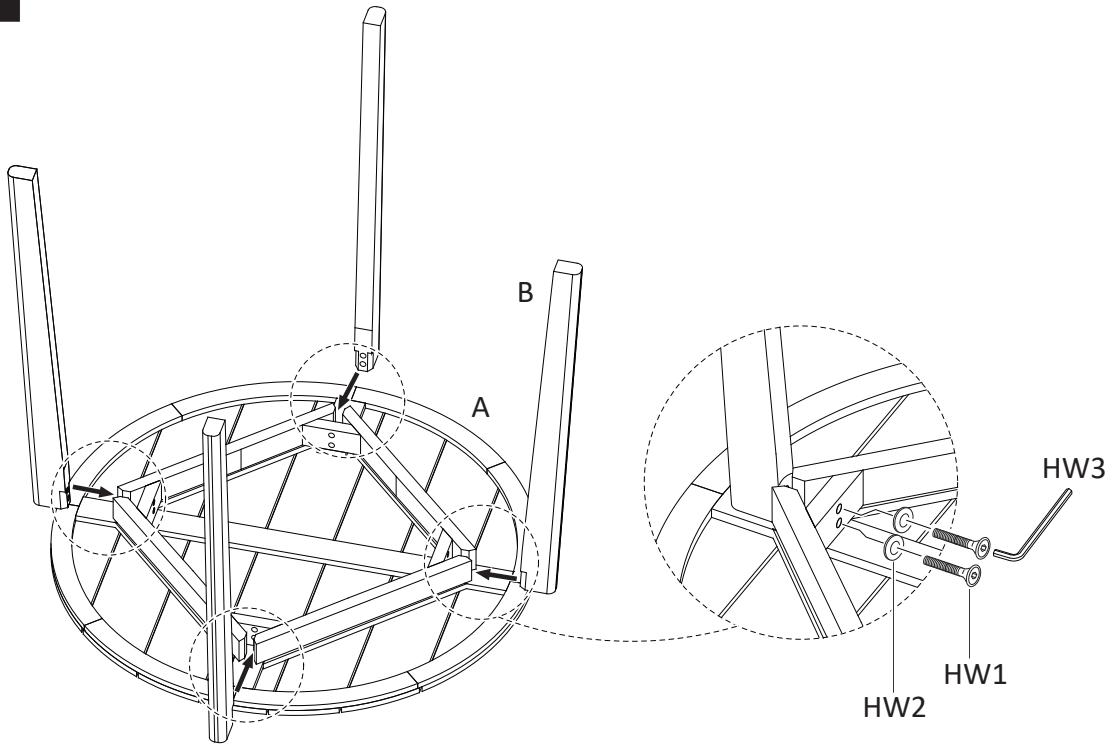
Warning : Do not stand on table

Warning : Do not over torque bolts / screws

PREPARATION

- *Before beginning assembly of product, make sure all parts are present. Compare parts with package contents list and hardware contents list.
- *If any part is missing or damaged, do not attempt to assemble the product.
- * Estimated Assembly Time : 10 minutes.
- * Tools Required for Assembly (included): Allen Key
- * If you are having difficulty, our friendly Customer care team is always here to help. Please email customersupport@safavieh.com

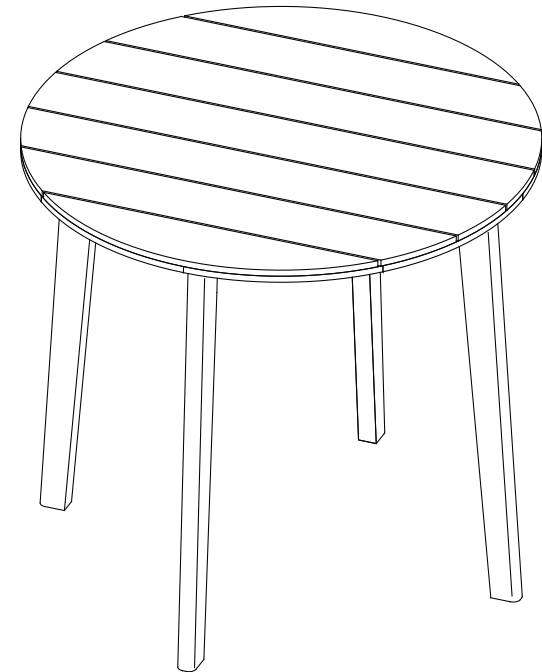
1



Step 1

Attach legs (B) to top frame table (A).Using allen bolts (HW1) and insert washer (HW2) tighten with allen key (HW3).

2



Step 2

Caution: This Table can only be used on a flat, level surface.