

CARE AND MAINTENANCE

Do not use acids or alkaline cleaning agents. Sharp objects will damage and scratch the surface. Wipe the surface with a soft, damp cloth





NOTICE

* Please make sure that you have all parts indicated before you begin assembly of this item

* This item should be assembled on a soft surface to prevent scratching the finish during assembly

* This item may require periodic tightening

Part List and Hardware List

PIECE	DESCRIPTION	PICTURE	QUANTITY
A	BOWL		1x
B	MIDDLE STAND		1x
C	BASE		1x
D	BUTTERFLY NUT		1X



Model#PAT5023

Product Dimensions:19.3"W x19.3" D x27.17"H



PREPARATION

Before beginning assembly of product, make sure all parts are present.

Compare parts with package contents list and hardware contents list.

If any part is missing or damaged, do not attempt to assemble the product.

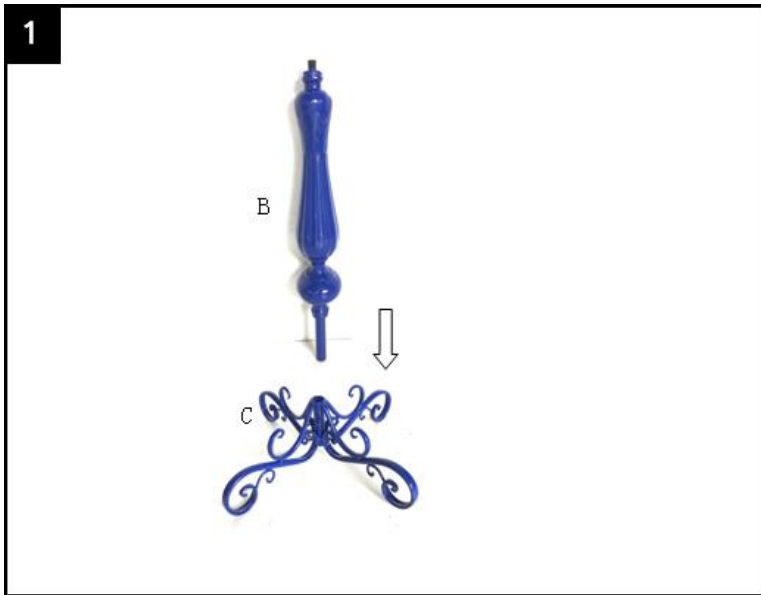
Estimated Assembly Time: 10 minutes.

Tools Required for Assembly (included): SPANNER.

Nuts has been kept on product itself, two spare nuts can found in hardware bag

Please do not fully tighten bolts/nuts until the end of step.

Periodically check all bolted connections to make sure they are tight and secure.



step1

Fix middle bar(B) to base(C) by fasten the butterfly nut.



step2

Fasten birdbath(A) to middle bar(B) by hand.