

CARE AND MAINTENANCE

Spot clean using a mild water-free solvent. Only a professional cleaner should undertake a complete overall cleaning.

The use of steam or water-based cleaners may cause excessive shrinking or staining.


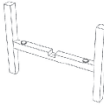
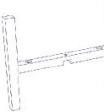



NOTICE

* Please make sure that you have all parts indicated before you begin assembly of this item

* This item should be assembled on a soft surface to prevent scratching the finish during assembly

* This item may require periodic tightening.

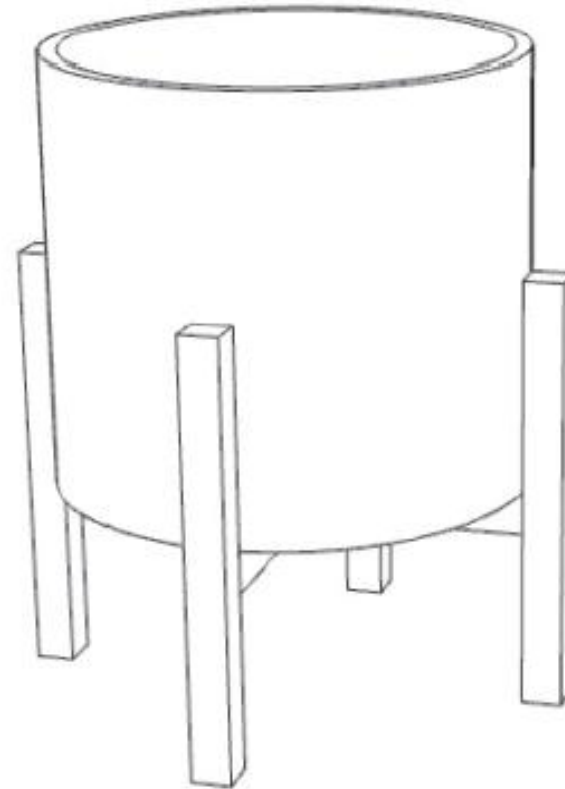
Part List and Hardware List

PIECE	DESCRIPTION	PICTURE	QUANTITY
A	POTTED		1X
B	BOTTOM LEG FRAME		1X
C	TOP LEG FRAME		1X
HW1	BOLT	 M6x35	1X
HW2	FLAT WASHER	 6x12mm	1X
HW3	ALLEN KEY	 Ø4x60mm	1X

SAFAVIEH OUTDOOR

Model# PAT1514

Product Dimenions: 17.13"W x 17.13"D x 19.09" H



PREPARATION

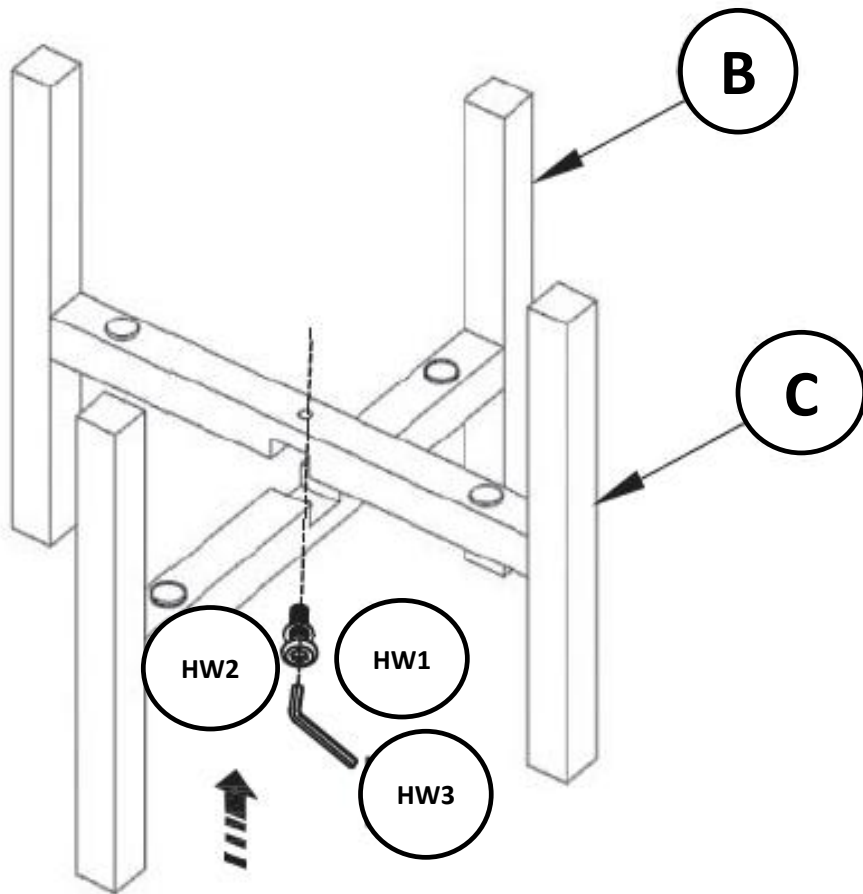
Before beginning assembly of product, make sure all parts are present. Compare parts with package contents list and hardware contents list.

If any part is missing or damaged, do not attempt to assemble the product.

Estimated Assembly Time: 10 minutes.

Tools Required for Assembly (included): Allen Key

STEP1



STEP2

