

CARE AND MAINTENANCE

Leather surfaces on Safavieh Furniture should be dusted regularly with a dry or slightly damp soft cloth. Avoid using saddle soap or other cleaners. Leather desks and tabletops have a lacquer coating, therefore they can be lightly waxed. Suede surfaces should only be cleaned with a dry, stiff brush. Exposure to liquid spills should be avoided since suede cannot be washed or cleaned like leather. 100% Safavieh Bicast Leather.







NOTICE

* Please make sure that you have all parts indicated before you begin assembly of this item

* This item should be assembled on a soft surface to prevent scratching the finish during assembly

* This item may require periodic tightening

Part List and Hardware List

PIECE	DESCRIPTION	PICTURE	QUANTITY
A	FIVE-SATR BASE		1X
B	WHEEL		5X
C	GASLIFT		1X
D	PALLET		1X
E	SEAT		1X
F	SCREW		4X

 **SAFAVIEH**
FURNITURE

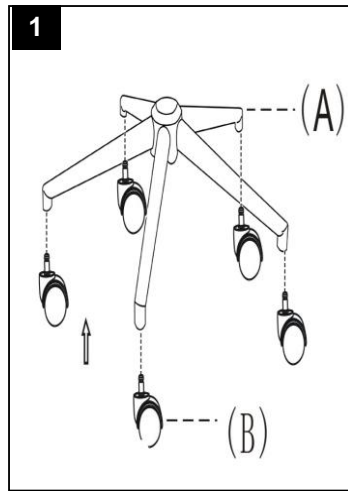
Model# OCH7500

Product Dimensions: 21.5" W x 22.75" D x 35-38" H

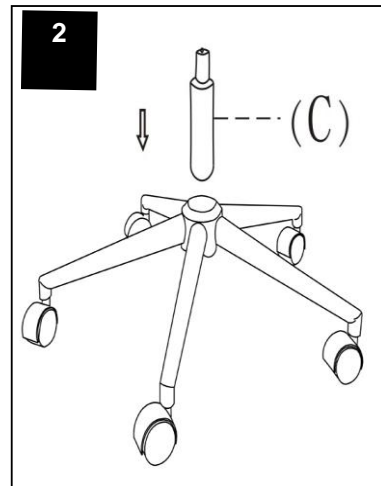


PREPARATION

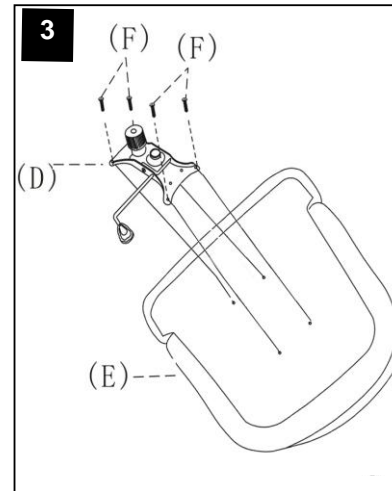
Before beginning assembly of product, make sure all parts are present. Compare parts with package contents list and hardware contents list.



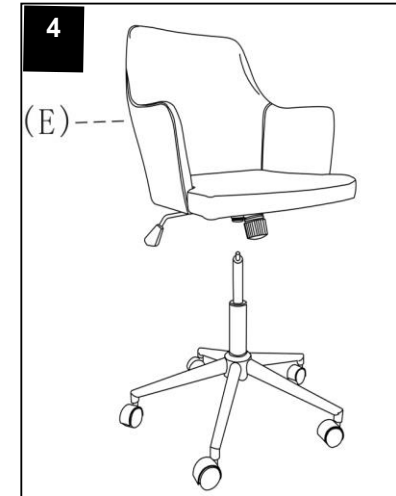
Step 1
Put the wheels(B) into the Five-star base(A)
as the attached picture



Step 2
Pls notice to take off the gaslift first,
then put the gaslift(C) into
the Five-star base(A)



Step 3
Put the Screw(F) to assemble the
Pallet(D) into the Seat(E)



Step 4
Put the seat(E) with Pallet(F) in
the gaslift(C) and Five-star base(A)
Then finish all the steps