









CARE AND MAINTENANCE

Spot clean using a mild water-free solvent. Only a professional cleaner should undertake a complete overall cleaning.
The use of steam or water-based cleaners may cause excessive shrinking or staining.

NOTICE

- * Please make sure that you have all parts indicated before you begin assembly of this item.
- * This item should be assembled on a soft surface to prevent scratching the finish during assembly.
- * This item may require periodic tightening.

Parts List and Hardware List

PIECE	DESCRIPTION	PICTURE	QUANTITY
A	Seat		1X
B	Metal base		1X
C	Base plate		1X
D	Gas rod		1X
E	Wheel		5X
F	Allen key		1X
G	Bolt		4X
H	Flat washer		4X

SAFAVIEH
FURNITURE

ASSEMBLY INSTRUCTIONS APPLICABLE FOR ALL SAFAVIEH DESK CHAIRS.
THE DESIGN OF THE CHAIR IN THE DRAWINGS MAY VARY FROM YOUR ACTUAL CHAIR, BUT ASSEMBLY IS THE SAME ON ALL MODELS.



Weight Capacity: 275 lbs

WARNING: DO NOT STAND ON CHAIR

WARNING: DO NOT OVER TORQUE BOLTS/SCREWS



PREPARATION

Before beginning assembly of product, make sure all parts are present. Compare parts with package contents list and hardware contents list. If any part is missing or damaged, do not attempt to assemble the product.
Estimated Assembly Time: 10 minutes.
Tools Required for Assembly (included): Allen Key.

