

**CARE AND MAINTENANCE**







To remove dust from your fabric sofa bed. Brush delicately using a brush with soft bristles or use a vacuum cleaner at a medium power output setting using the most suitable accessory supplied with the cleaner and taking care not to rub the accessory directly on the covering. To maintain the aesthetic appearance it is advisable to treat each stain before it is absorbent excessively. This will avoid prolonged or abrasive treatments being required.

**NOTICE**

- \* Please make sure that you have all parts indicated before you begin assembly on this item.
- \* This item should be assembly on a soft surface to prevent scratching/dirty the surface during assembly.
- \* This item may require periodic tightening.



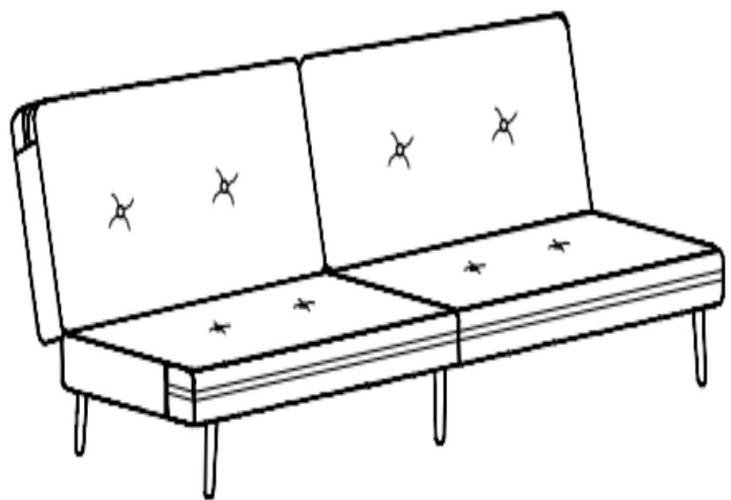
**Part List**

PIECE	DESCRIPTION	PICTURE	QUANTITY
A	Sofa bed		1
B	Steel leg		4
C	Middle support leg		2
HW1	Screw 5x0.5x50 MM		4
HW2	Flat Washer 5MM		4
HW3	Allen Wrench 3.5MM		1

**ITEM NO.:LVS2002**

Item Dimension:W70" x D33"17/50 x H32"7/10

Item Weight Capacities: 550LBS

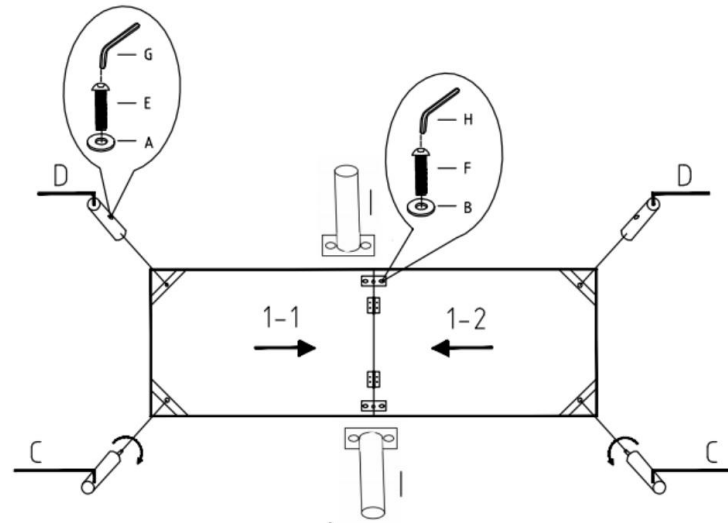


## PREPARATION

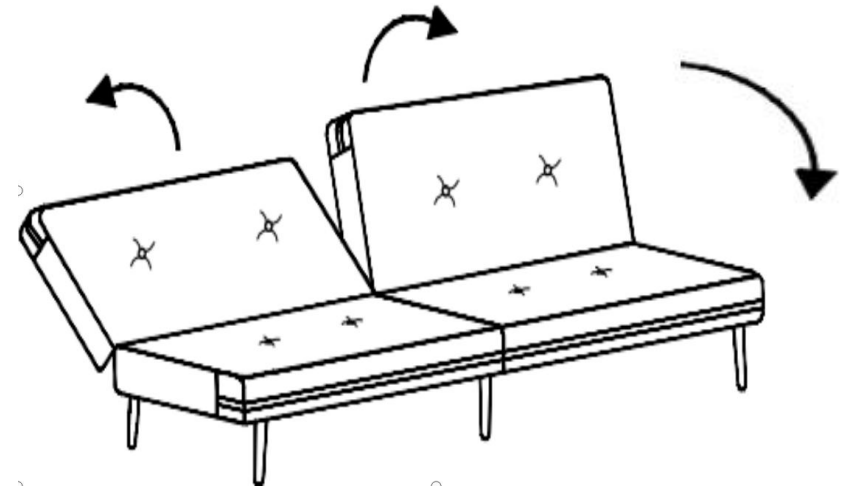
Before beginning assembly of product, make sure all parts are present. Compare parts with package contents list. If any part is missing or damaged, do not attempt to assemble the product.

Estimated Assembly Time: 15 minutes.

Step 1



Step 2



Step 3



Step 4

