

NOTICE

- Please make sure that you have all parts indicated and they are in good condition before you begin assembly of this item. Refer to part list and hardware list below for guidance.
- This item should be assembled on a soft surface to prevent scratching the finish during assembly.
- This item may require periodic tightening.
- If you are having difficulty, our friendly Customer Care team is always here to help. Please email customersupport@safavieh.com














PREPARATION

- Before beginning assembly of product, make sure all parts are present. Compare parts with part contents list and hardware contents list.
- If any part is missing or damaged, do not attempt to assemble the product.
- Estimated Assembly Time: 10 minutes
- Tools Required for Assembly (included): Allen Key

CARE AND MAINTENANCE

- To remove dust from your fabric sofa bed, Brush delicately using a brush with soft bristles or use a vacuum cleaner at a medium power output setting using the most suitable accessory supplied with the cleaner and taking care not to rub the accessory directly on the covering.
To maintain the aesthetic appearance it is advisable to treat each stain before it is absorbent excessively: This will avoid prolonged or abrasive treatments being required.

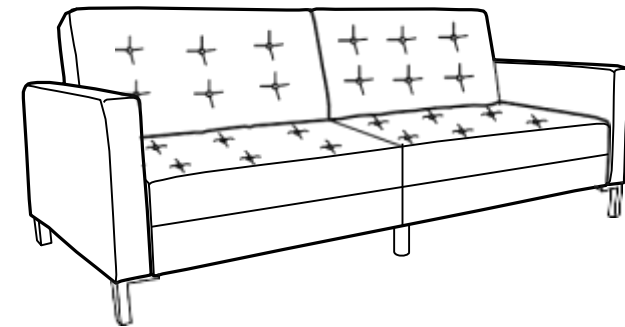
Part List and Hardware

PIECE	DESCRIPTION	PICTURE	QUANTITY
A	FRONT LEG		2pcs
B	BACK LEG		2pcs
C	Middle support leg		2pcs
D	Armrest		2pcs
E	Sofabed		1pc
HW1	Bolt 6x0.75x12.7mm		8pcs
HW2	Allen Key		1pc
HW3	Flat washer 6 m m		8pcs
HW4	Open end wrench M14		1pc
HW5	Hex8 m m		8pcs
HW6	Flat washer 8 m m		8pcs
HW7	Thread stud 8x1.25x100mm		8pcs
HW8	Socket Screws 6x1.27x25.4mm		8pcs



Item NO.: LVS2000

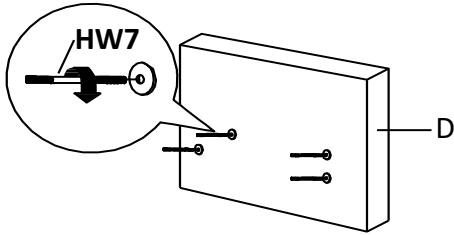
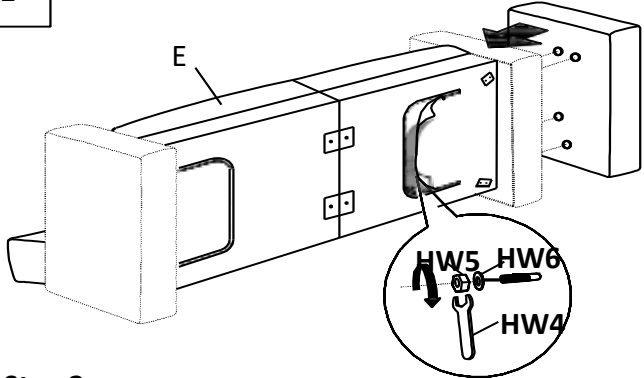
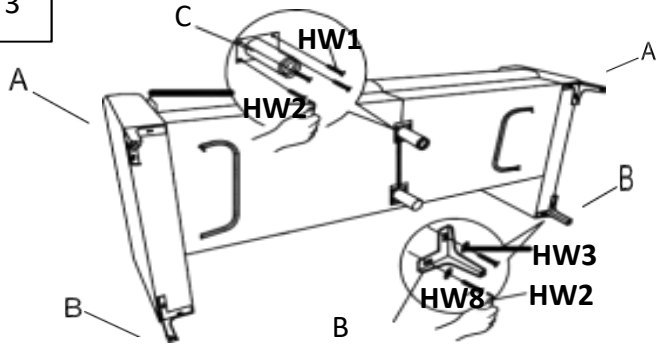
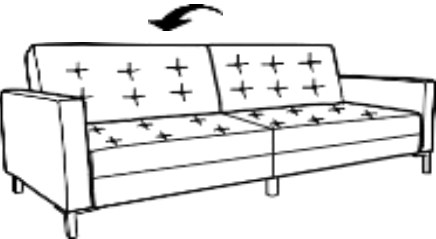
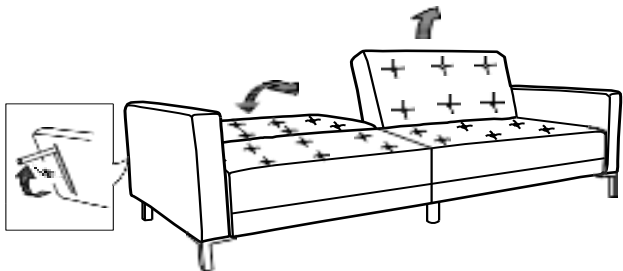
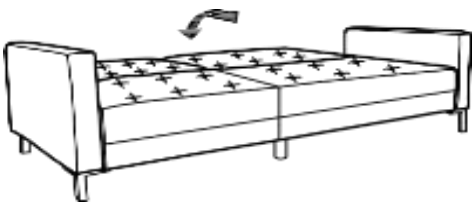
Item Dimension:76.0"Wx33.1"Dx33.0"H



WARNING
Weight Capacity-550LBS
Warning: Do not stand on Sofa
Warning: Do not over torque bolts.

PREPARATION

- Before beginning assembly of product, make sure all parts are present. Compare parts with part contents list and hardware contents list.
- If any part is missing or damaged, do not attempt to assemble the product
- Estimated Assembly Time: 10 minutes.
- Tools Required for Assembly (included): Allen Key
- If you are having difficulty, our friendly Customer Care team is always here to help. Please email customersupport@safavieh.com

<p>1</p>  <p>Step 1 Take all packaging off the sofa bed, Screw the bolts (HW7) on armrest (D).</p>	<p>2</p>  <p>Step 2 Open the zip that under bottom of sofa bed (HW4, HW5, HW6) And then insert the bolts into sofa bed (E), Tighten unit.</p>	<p>3</p>  <p>Step 3 Assemble the legs (A,B) by bolts (HW2, HW3, HW8). Assemble the legs (C) by bolts (HW1, HW2). Turn the sofa bed up to right side.</p>
<p>4</p>  <p>Step 4 Adjustable the backrest to the position that you want.</p>	<p>5</p>  <p>Step 5 Push the back forward.</p>	<p>6</p>  <p>Step 6 Pull the support legs at back And Put down the backrest to come to bed.</p>