

CARE AND MAINTENANCE

Spot clean using a mild water-free solvent. Only a professional cleaner should undertake a complete overall cleaning.

The use of steam or water-based cleaners may cause excessive shrinking or staining.

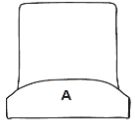



NOTICE

*Please make sure that you have all parts indicated before you begin assembly of this item.

*This item should be assembled on a soft surface to prevent scratching the finish during assembly.

*This item may require periodic tightening.


Parts List and Hardware List

PIECE	DESCRIPTION	PICTURE	QUANTITY
A	Seat		1x
B	leg		4x
C	Screws		16x
D	L Wrench		1x

SAFAVIEH C O U T U R E

Model# KNT4086A, KNT4086B, KNT4086C,
KNT4086D, KNT4086E, KNT4086F

Product Dimensions: 22"W*24"D*35"H

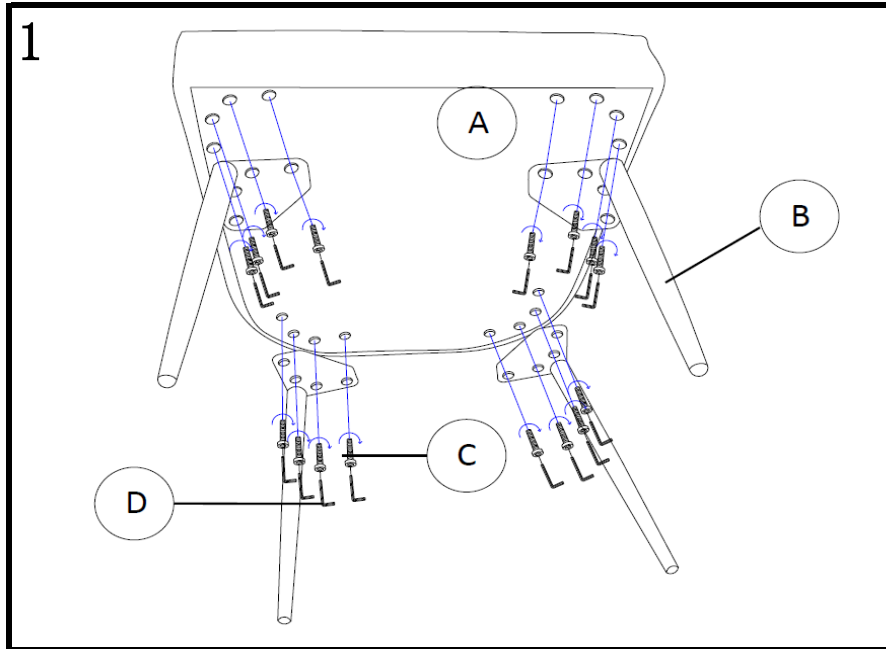


WARNING:
WEIGHT CAPACITY: 275 LBS.
DO NOT STAND ON CHAIR

PREPARATION

Before beginning assembly of product, make sure all parts are present. Compare parts with package contents list. If any part is missing or damaged, do not attempt to assemble the product.

Estimated Assemble Time: 10 minutes.



Step 1

1. Carefully turn the Seat (A) onto its side lying on a smooth scratch free surface. Screw the Legs (B) through the L wrench into Seat (A) as shown. Then carefully turn the seat upright.