

NOTICE

- * Please make sure that you have all parts indicated and they are in good condition before you begin assembly of this item. Refer to part list and hardware list below for guidance.
- * This item should be assembled on a soft surface to prevent scratching the finish during assembly.
- * This item may require periodic tightening.
- * If you are having difficulty, our friendly Customer Care team is always here to help. Please email customersupport@safavieh.com











PREPARATION

- * Before beginning assembly of product, make sure all parts are present. Compare parts with part contents list and hardware contents list.
- * If any part is missing or damaged, do not attempt to assemble the product.
- * Estimated Assembly Time: 10 minutes.
- * Tools Required for Assembly (included): No.

CARE AND MAINTENANCE

- *Never use abrasive or acid-based cleaners on the shelf rack.
- *Clean shelves and rods with a solution of mild detergent and water. Use a soft cloth or sponge to wipe parts. Rinse and dry thoroughly.
- *Keep surfaces dry and clean for a longer lasting finish.

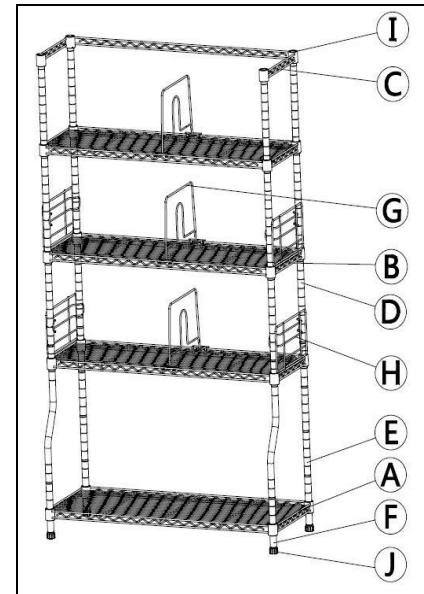
Part List and Hardware List

PIECE	DESCRIPTION	PICTURE	QUANTITY
A	Bottom Shelf		1X
B	Upper Shelf		3X
C	Shelf Frame		1X
D	Upper Pole		4X
E	Straight Lower Pole		2X
F	Bent Lower Pole		2X
G	Shelf Divider		3X
H	Shelf Ledge		4X
I	Plastic Clip		40X
J	Leveling Feet		4X

SAFAVIEH FURNITURE

Item ID: HAC1017A

Product Size: L29.53"xW11.81"xH53.15"

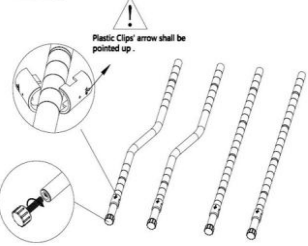
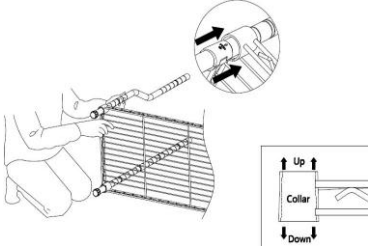
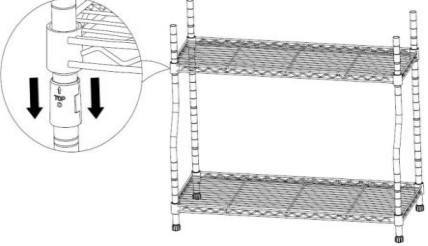
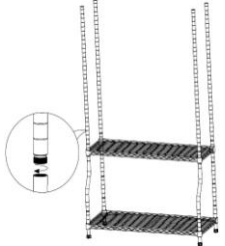


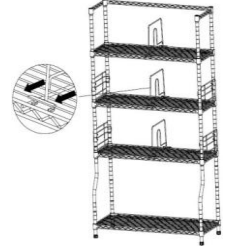



WARNING

Weight Capacity: 176 LBS
Warning: Do not stand on Table.

PREPARATION

- * Before beginning assembly of product, make sure all parts are present. Compare parts with part contents list and hardware contents list.
- * If any part is missing or damaged, do not attempt to assemble the product.
- * Estimated Assembly Time: 10 minutes.
- * Tools Required for Assembly (included): No.
- * If you are having difficulty, our friendly Customer Care team is always here to help. Please email customersupport@safavieh.com

		
<p>STEP 1: SCREW LEVELING FEET(J) INTO BOTTOM OF EACH STRAIGHT LOWER POLE(E) AND BENT LOWER POLE(F). SNAP PLASTIC CLIPS(I) ONTO SAME GROOVES OF LOWER POLES.</p>	<p>STEP 2: HOLD BOTTOM SHELF(A) ON ITS SIDE AND SLIDE IT FROM THE TOP OF EACH LOWER POLE DOWN ONTO THE PLASTIC CLIPS.</p>	<p>STEP 3: REFER TO STEP 1&2 TO SNAP PLASTIC CLIPS ONTO SAME GROOVES OF LOWER POLES TO ASSEMBLE THE FIRST UPPER SHELF(B).</p>
		
<p>STEP 4: SCREW UPPER POLES(D) INTO EACH LOWER POLE BY SCREW CONNECTORS ASSEMBLED ON UPPER POLES.</p>	<p>STEP 5: REFER TO STEP 3 TO ASSEMBLE THE REMAINING TWO PIECES UPPER SHELVES PICTURED ABOVE FIRSTLY. THEN ASSEMBLE SHELF FRAME(C) ON THE TOP OF POLES.</p>	<p>STEP 6: JAM SHELF LEDGES(H) ONTO THE FRAMES OF TWO PIECES UPPER SHELVES AND MAKE THEM FIXED WITH THE ADJACENT POLES AS SHOWN IN THE PICTURE.</p>
		
<p>STEP 7: FASTEN SHELF DIVIDERS(G) ONTO THE FRAMES OF THREE PIECES UPPER SHELVES PICTURED ABOVE.</p>	<p>STEP 8: PUSHING FIRMLY DOWN ON EACH SHELF AT ITS CORNER OVER PLASTIC CLIPS AND SCREW LEVELING FEET TO ATTAIN PROPER LEVELING.</p>	