

CARE AND MAINTENANCE

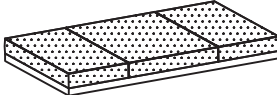

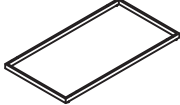



Wipe clean with a soft, dry cloth. Test the cleaning method on a hidden area before using them over the entire area.

NOTICE

- * Please make sure that you have all parts indicated before you begin assembly of this item.
- * This item should be assembled on a soft surface to prevent scratching the finish during assembly.
- * This item may require periodic tightening.
- * Do not tighten bolts until completely assembled.

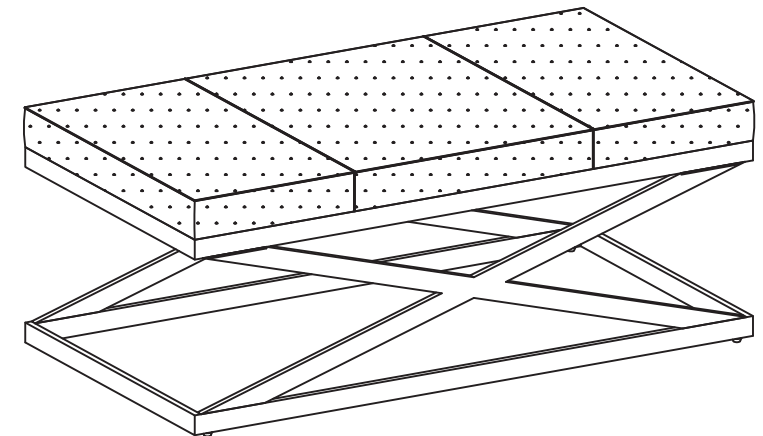
 **SAFAVIEH**
FURNITURE

Part List and Hardware List

PIECE	DESCRIPTION	PICTURE	QUANTITY
A	Seat Cushion		1x
B	Cross Leg		2x
C	Metal Base		1x
H1	Allen Bolt	 1/4"x 5/8"	8x
H2	Allen Bolt	 1/4"x 2"	8x
H3	Allen Key	 M4	1x

Model# FOX6252

Product Dimensions: 46"x24-1/2"x19-1/2"H



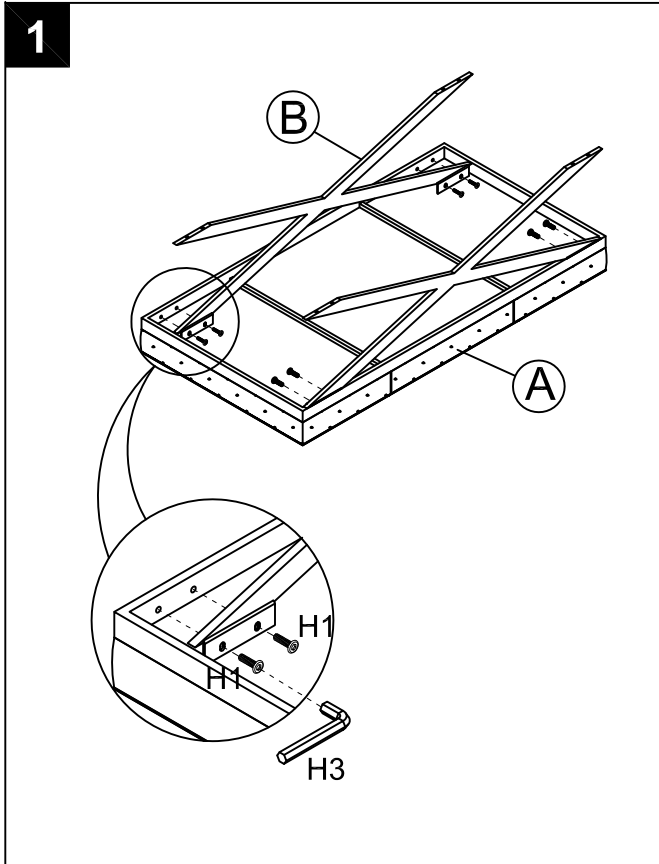
Weight capacity: 275lbs
WARNING: DO NOT STAND ON BENCH

PREPARATION

Before beginning assembly of product, make sure all parts are present. Compare parts with package contents list and hardware contents list. If any part is missing or damaged, do not attempt to assemble the product.

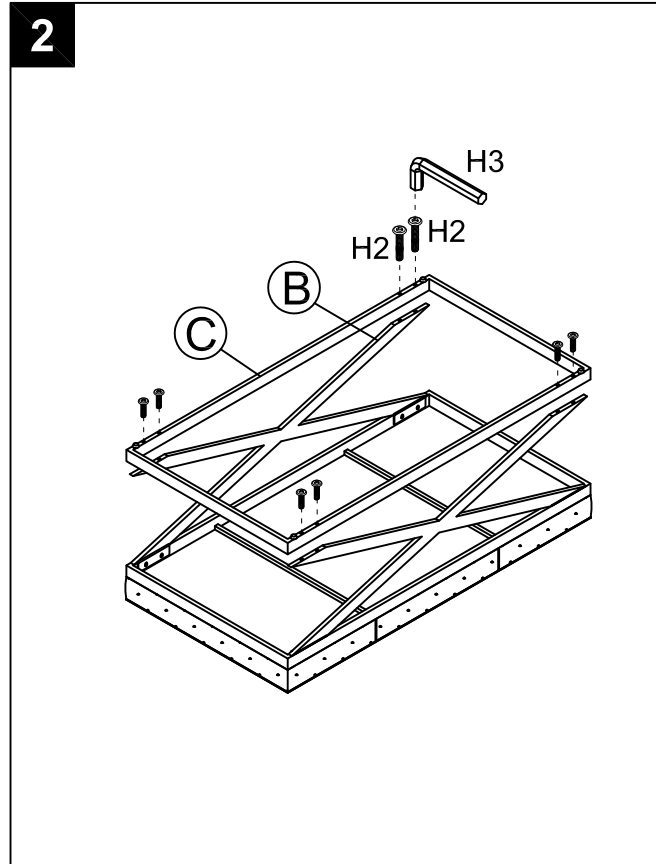
Estimated Assembly Time: 10 minutes.

Tools Required for Assembly (included): Allen Key



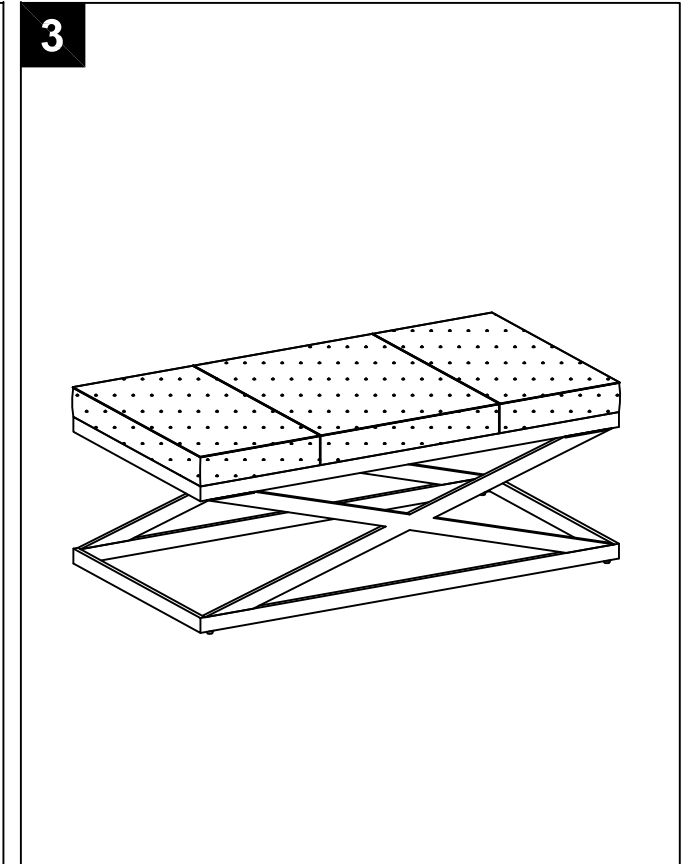
Step 1

Attach 2pcs cross leg (B) to the metal frame underneath cushion seat by using bolts (H1).



Step 2

Assemble metal base (C) with cross legs (B) with bolts (H2).



Step 3

Assembly is completed.