




CARE AND MAINTENANCE

Do not use acids or alkaline cleaning agents. Sharp objects will damage and scratchthe surface. Wipe the surface with a soft, damp cloth.

NOTICE

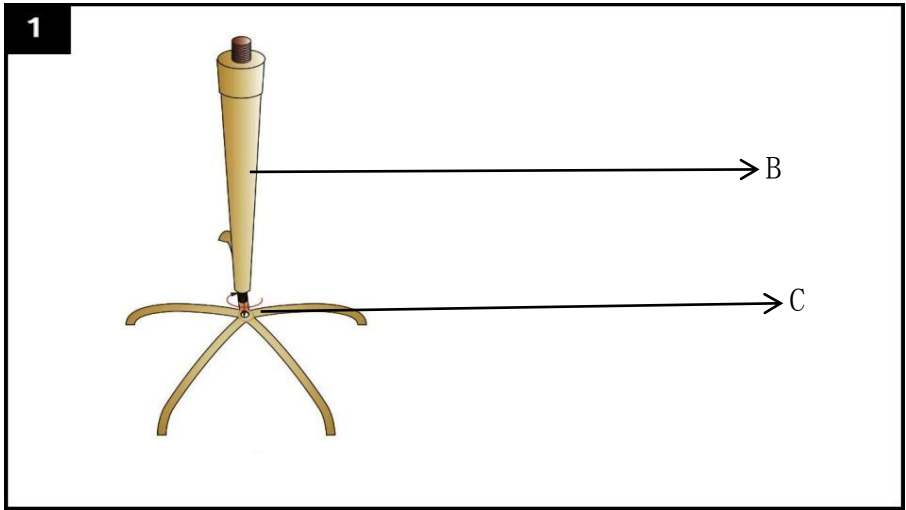
- * Please make sure that you have all parts indicated before you begin assembly of this item
- * This item should be assembled on a soft surface to prevent scratching the finish during assembly
- * This item may require periodic tightening

Part List and Hardware List

PRICE	DESCRIPTION	PICTURE	QUANTITY
A	TABLE TOP		1X
B	STEM		1X
C	METEL LEG		1X

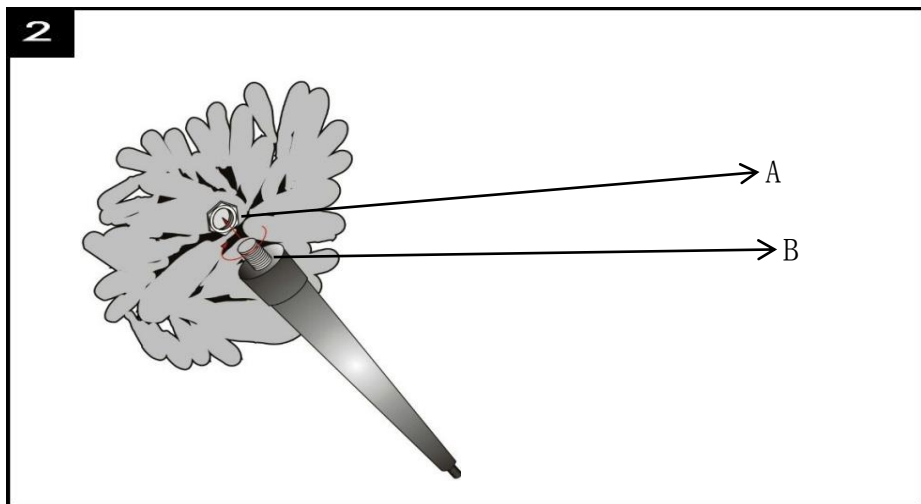
PREPARATION

Before beginning assembly of product, make sure all parts are present. Compare parts with package contents list and hardware contents list. If any part is missing or damaged, do not attempt to assemble the product. Estimated Assembly Time: 10 minutes.



Step 1

The STEM (B) put on the hole of leg (C) and rotate clockwise.



Step 2

The STEM (B) put on the hole of bottom of the top (A) and rotate clockwise.



Step 3

The Top (A) put on the STEM (B) and rotate clockwise.

SAFAVIEH F U R N I T U R E

MODEL # FOX 3250A

Product Dimensions: 23.50"W x 21.50" D x 21" H

