

Care and Maintenance

Dust with a soft, dry cloth. Do not use abrasive cleaner. To clean mirror, spray a small amount of glass cleaner onto a lint-free cloth and wipe mirror clean.


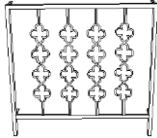



Notice

* Please make sure that you have all parts indicated before you begin assembly of this item

* This item should be assembled on a soft surface to prevent scratching the finish during assembly

* This item may require periodic tightening


Part List and Hardware List

Piece	Description	Picture	Quantity
A	Side stretcher		2X
B	back frame		1X
C	front frame		1X
D	glass		1X
E	screws		8X(M10x15mm)

 **SAFAVIEH**
FURNITURE

Model # FOX2575A

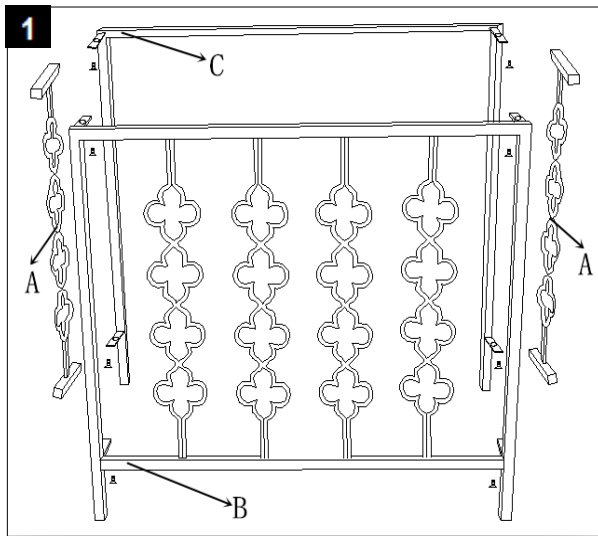
Product Dimensions: 43.5"W x 8"D x 37.25H



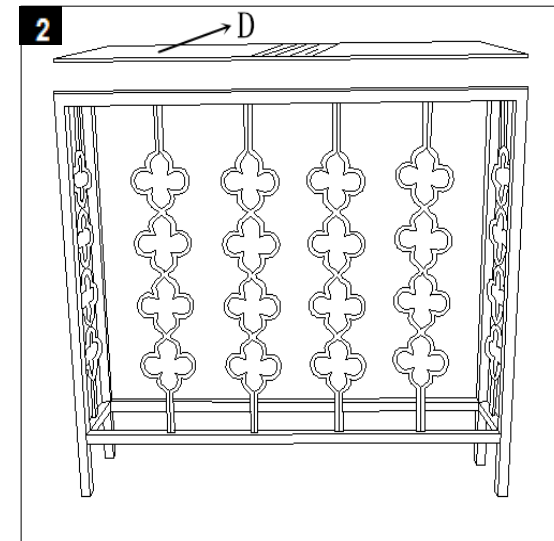
Preparation

Before beginning assembly of product, make sure all parts are present. Compare parts with package contents list and hardware contents list. If any part is missing or damaged, do not attempt to assemble the product.

Estimated Assembly Time: 10 minutes.



Step 1
Assemble the Side stretcher(A) back frame (B) and front frame (C) together using 8 screws(E).



Step 2
Carefully place the Top glass (D) .