

Care and Maintenance

Dust with a soft, dry cloth. Do not use abrasive cleaner. To clean mirror, spray a small amount of glass cleaner onto a lint-free cloth and wipe mirror clean.

Notice









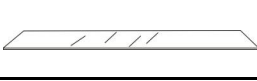

- * Please make sure that you have all parts indicated before you begin assembly of this item
- * This item should be assembled on a soft surface to prevent scratching the finish during assembly
- * This item may require periodic tightening

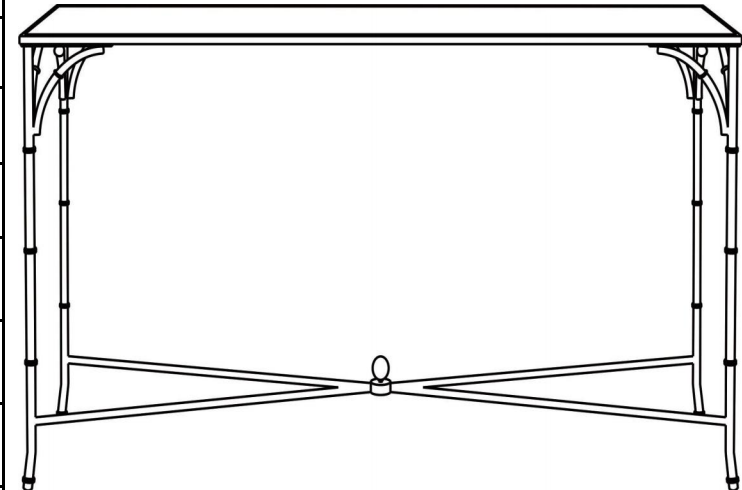
 **SAFAVIEH**
FURNITURE

Model # FOX2544

Product Dimensions: 63"Wx16"Dx32"H

Part List and Hardware List

Piece	Description	Picture	Quantity
A	Leg		2X
B	Leg		2X
C	Top Frame		1X
D	Shelf		1 X
E	Allen Bolt		16X(6*10MM)
F	Feet Cap		4 X
G	Ball		1 X
H	Glass Mat		8X
I	Top Glass		1X
J	Allen Key		1X



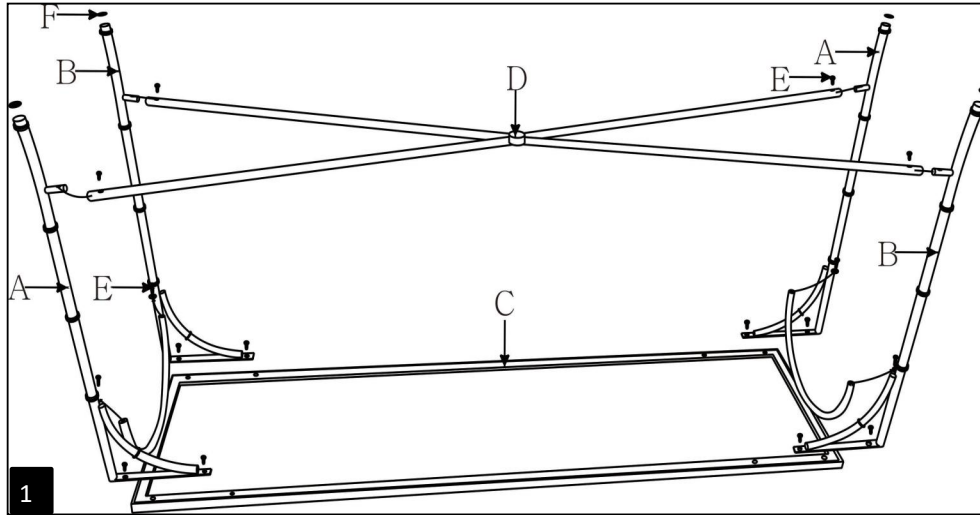
Preparation

Before beginning assembly of product, make sure all parts are present. Compare parts with package contents list and hardware contents list.

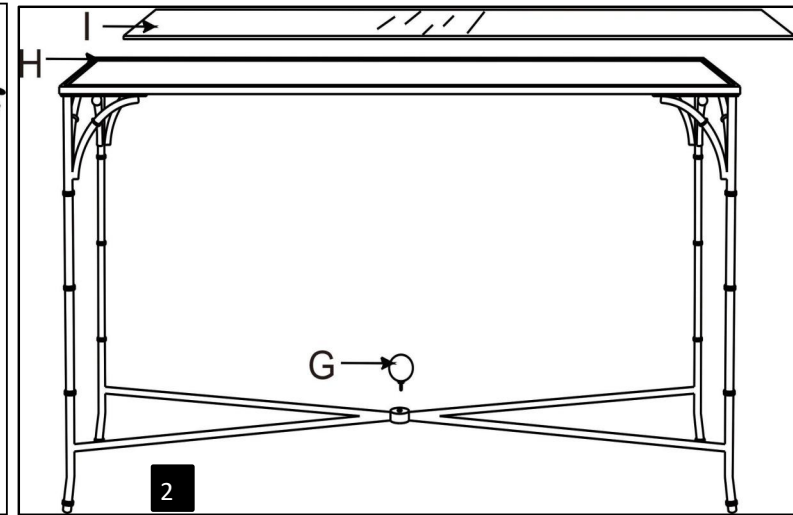
If any part is missing or damaged, do not attempt to assemble the product.

Estimated Assembly Time: 10 minutes.

Tools requires for assembly: Allen Key



Upside down the top frame on ground, attach legs and shelf together
Use allen key to tighten all bolts



Screw the ball on middle fo shelf, then put the glass on top frame