

CARE AND MAINTENANCE

Spot clean using a mild water-free solvent. Only a professional cleaner should undertake a complete overall cleaning.

The use of steam or water-based cleaners may cause excessive shrinking or staining.

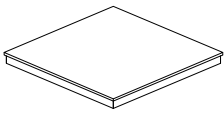
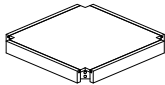








NOTICE

* Please make sure that you have all parts indicated before you begin assembly of this item

* This item should be assembled on a soft surface to prevent scratching the finish during assembly

* This item may require periodic tightening.

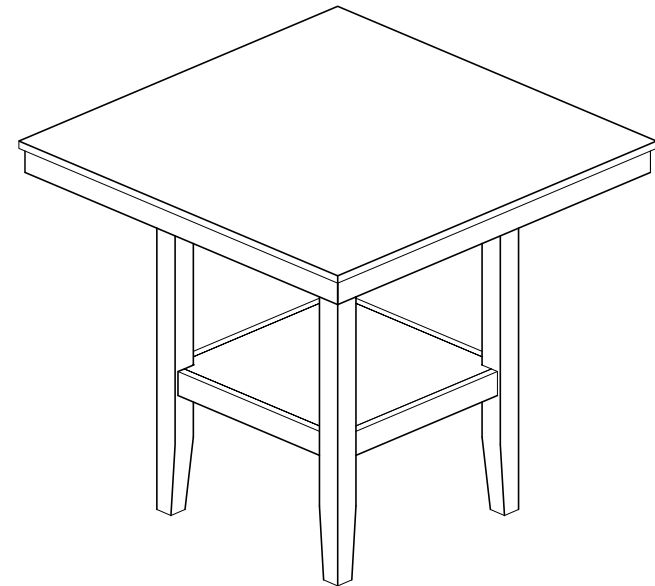
PART LIST AND HARDWARE LIST

PIECE	DESCRIPTION	PICTURE	QUANTITY
A	TABLE TOP		1X
B	SHELF		1X
C	LEGS		4X
D	SUPPORT PANEL		2X
HW1	BOLT	6.3*1.3*60mm 	12X
HW2	SPRING WASHER	8.5 mm 	12X
HW3	WASHER	8.5 x 19mm 	12X
HW4	WASHER	6.3 x 19 mm 	12X
HW5	SCREW	4*30 mm 	12X
HW6	ALLEN KEY	4 mm 	1X

SAFAVIEH FURNITURE

Model #: DTB9211

Product Dimensions: 40"W x 40"D x 36"H



Weight capacity: 275lbs

WARNING: DO NOT STAND ON TABLE

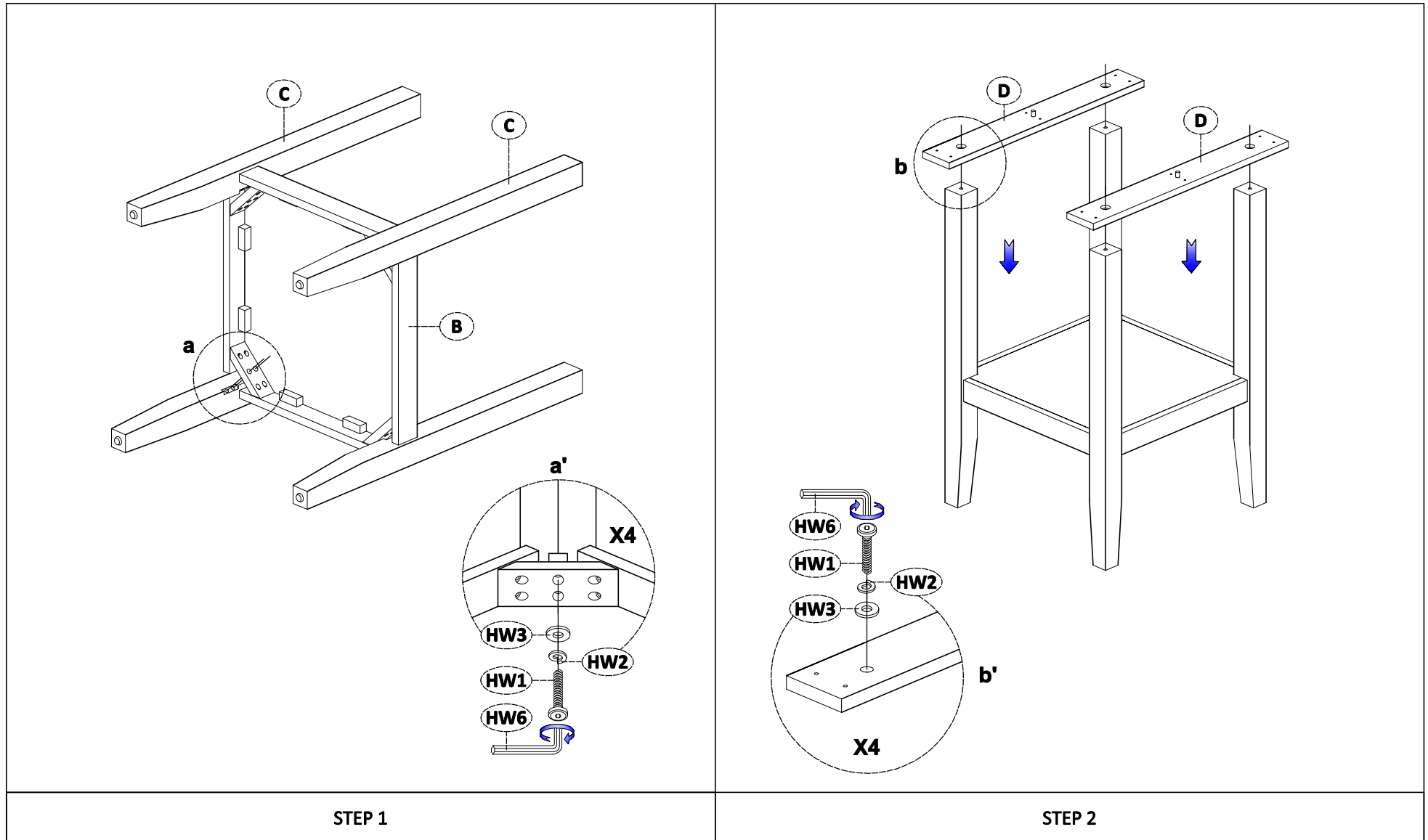
WARNING: DO NOT OVER TORQUE BOLTS

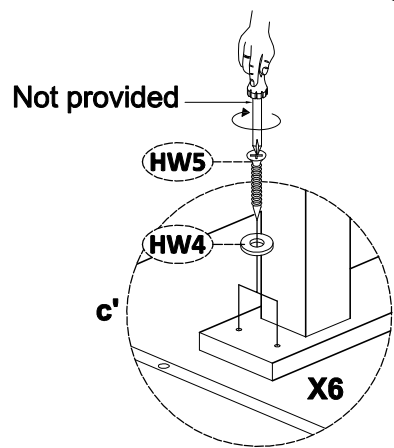
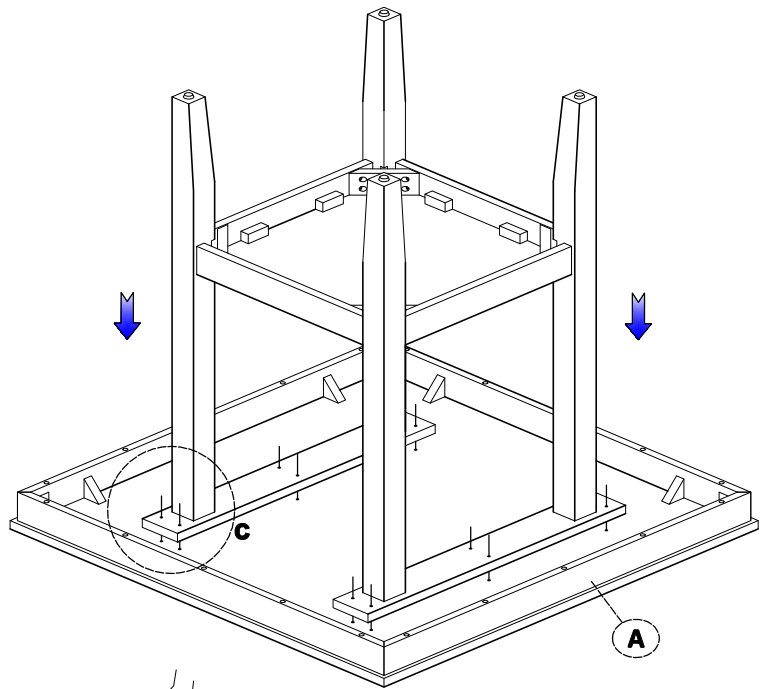
PREPARATION

Before beginning assembly of product, make sure all parts are present. Compare parts with package contents list and hardware contents list.
If any part is missing or damaged, do not attempt to assemble the product.

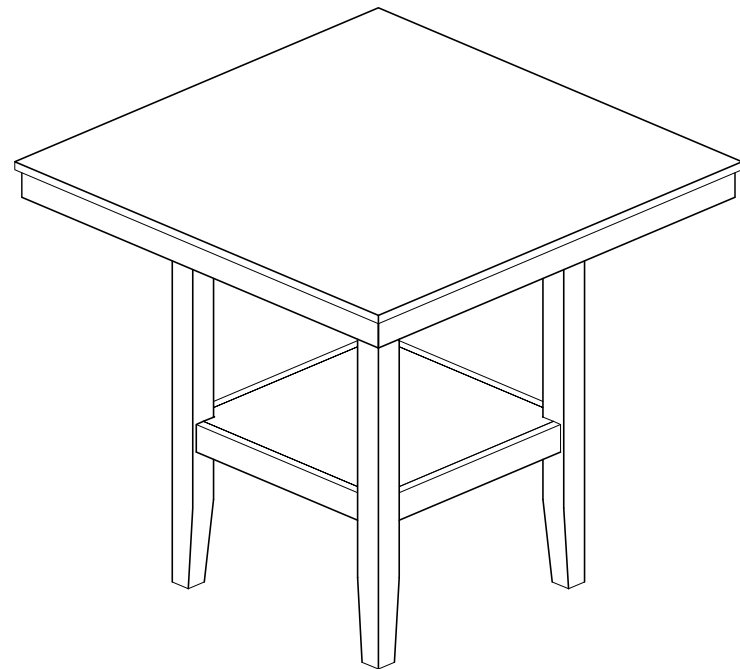
Estimated Assembly Time: 10 minutes.

Tools Required for Assembly (included): Allen Key





STEP 3



COMPLETE