

NOTICE

*Please make sure that you have all parts indicated and they are in good condition before you begin assembly of this item. Refer to part list and hardware list below for guidance.

*This item should be assembled on a soft surface to prevent scratching the finish during assembly.

*This item may require periodic tightening.

*If you are having difficulty, our friendly Customer Care team is always here to help. Please email customersupport@safavieh.com.

PREPARATION

* Before beginning assembly of product, make sure all parts are present. Compare parts with part contents list and hardware contents list.

* If any part is missing or damaged, do not attempt to assemble the product.

* Estimated Assembly Time: 10 minutes.

*Tools Required for Assembly (included): Allen Key

CARE AND MAINTENANCE

Store outdoor furniture indoors or cover well when not in use. Dust regularly with small brush or vacuum. Spills should be taken care of immediately before they harden or stain with a slightly dampened sponge.

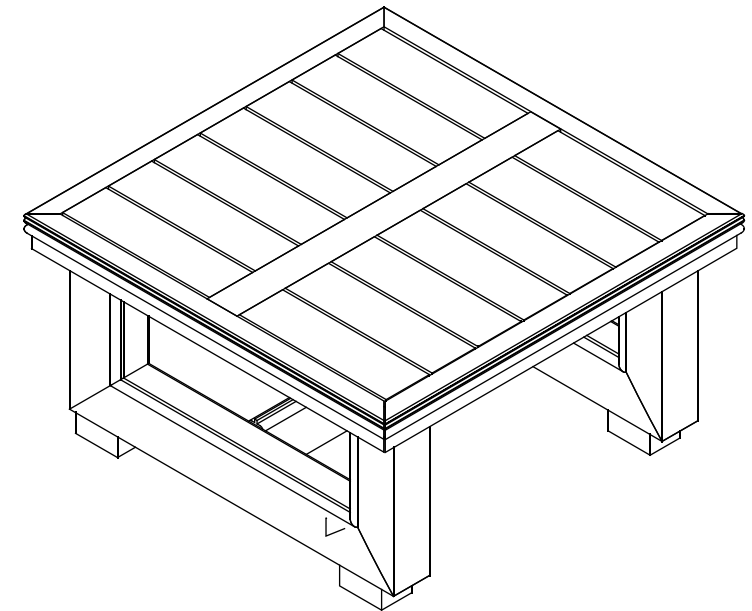
WOODCARE

Adhesive felt pads should always be applied to areas of furniture which make direct contact with flooring, said application will prevent damage to the furniture and or surfaces on which the furniture lies. Objects placed on articles of furniture should rest on nonabrasive material as to prevent damage to the wood finish. Objects whose composition consists of plastic and rubber are known to discolor and damage the wood surfaces on which they rest. Wipe up spills immediately and avoid common hazards such as hot dishes, harsh solvents and abrasives. Cleaning should be done with a soft lint free cotton cloth dampened with water or furniture polish. On highly used surfaces we recommend applying a quality paste wax which should be used on a regular basis to provide additional protection from scratches and spills. How often you apply the wax depends on how much wear the furniture receives.

SAFAVIEH COUTURE

Model# CPT1002A

Product Dimensions: 23,62" W x 23,62" L x 12,99" H



Weight Capacity : 40 lbs

Warning : Do not stand on table

Warning : Do not over torque bolts / screws

PREPARATION

*Before beginning assembly of product, make sure all parts are present. Compare parts with package contents list and hardware contents list.


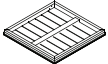

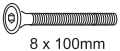


*If any part is missing or damaged, do not attempt to assemble the product.

* Estimated Assembly Time : 10 minutes.

* Tools Required for Assembly (included): Allen Key

* If you are having difficulty, our friendly Customer care team is always here to help. Please email customersupport@safavieh.com.

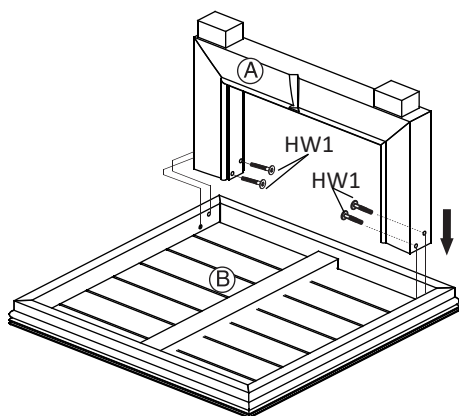
Part List and Hardware List

PIECE	DESCRIPTION	PICTURE	QUANTITY
A	Legs Frame		2X
B	Top table		1X
C	Connection leg frame		1X
HW1	Allen Bolt: M8x0.5x100 mm	 8 x 100mm	8X
HW2	Screw: M6 x0.5 x80 mm	 6 x 80mm	2X
HW3	Allen key	 LG4	1X

PREPARATION

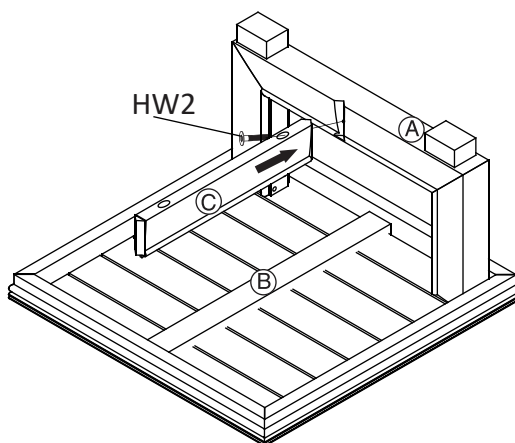
- *Before beginning assembly of product, make sure all parts are present. Compare parts with package contents list and hardware contents list.
- *If any part is missing or damaged, do not attempt to assemble the product.
- * Estimated Assembly Time : 10 minutes.
- * Tools Required for Assembly (included): Allen Key
- * If you are having difficulty, our friendly Customer care team is always here to help. Please email customersupport@safavieh.com.

1



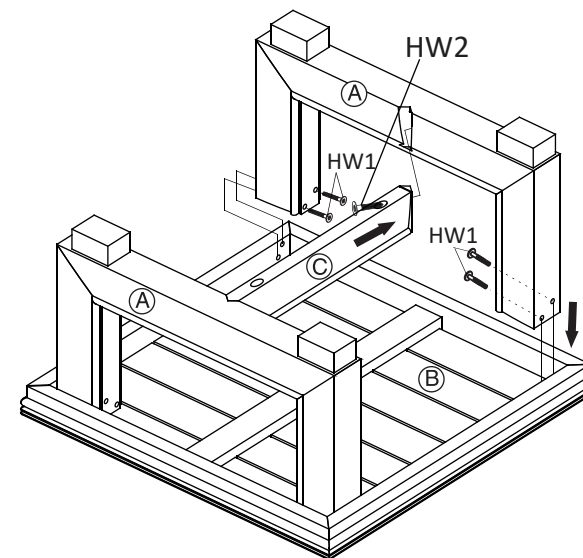
Step 1
Attached (A) to (B),using (HW1) tighten by (HW3)

2



Step 2
Attached (C) to (A).Using (HW2) tighten by (HW3)

3



Step 3
Attached (A) to (B),(C).Using (HW1),(HW2) tighten by (HW3).