

ENGLISH





CARE AND MAINTENANCE

Spot clean using a mild water-free solvent. Only a professional cleaner should undertake a complete overall cleaning.
The use of steam or water-based cleaners may cause excessive shrinking or staining.

NOTICE

- * Please make sure that you have all parts indicated before you begin assembly of this item
- *This item should be assembled on a soft surface to prevent scratching the finish during assembly
- *This item may require periodic tightening

Part List and Hardware List

PIECE	DESCRIPTION	PICTURE	QUANTITY
A	SEAT		1X
B	Metal base leg		1X
C	Screw		6X
D	Screwdriver (not included)		1X



 **WARNING:**
WEIGHT CAPACITY: 178 LBS.
DO NOT STAND ON CHAIR

Model# BST9904A
Product Dimensions: 21,3"W X 22,8"D X 39,8"H

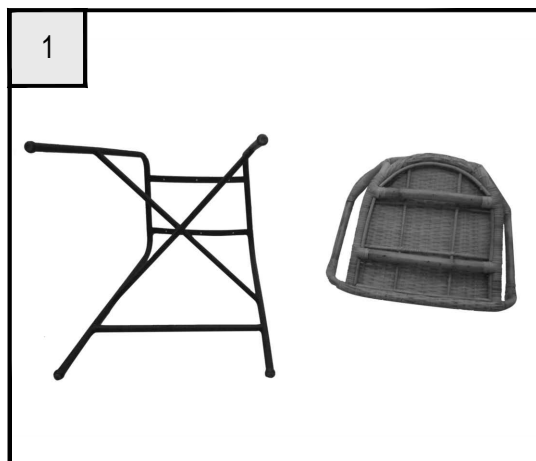


PREPARATION


Before beginning assembly of product, make sure all parts are present. Compare parts with package contents list and hardware contents list.

If any part is missing or damaged, do not attempt to assemble the product.

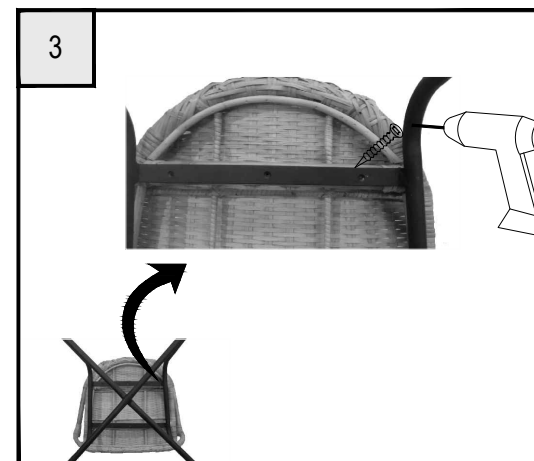
Estimated Assembly Time: 10 minutes.



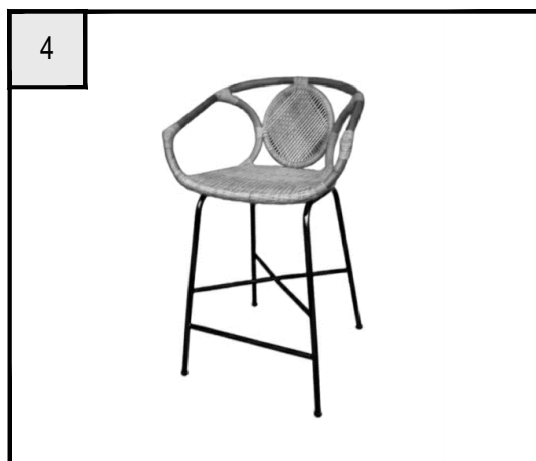
lay down the seat inverted as picture above



put leg align with the screw hole



insert all screw and hold the leg to keep align with the hole while use the screwdriver



Finish