

CARE AND MAINTENANCE

Always use felt pads under all articles to prevent discoloration or softening of the lacquer. Plastic and rubber bases on items can discolor wood. Wipe up spills immediately and avoid common hazards such as hot dishes, harsh solvents and abrasives. Cleaning should be done with a soft lint free cotton cloth dampened with water.

SAFAVIEH HOME FURNISHINGS






NOTICE

- *Please make sure that you have all parts indicated before you begin assembly of this item
- *This item should be assembled on a soft surface to prevent scratching the finish during assembly
- *This item may require periodic tightening




MODEL# AMH8500


PRODUCT DIMENSION: 20"W X15" D X 37" H

PARTS IDENTIFICATION:

	DESCRIPTION	FIGURE	QTY
A.	BACK REST- 1PC		1PC
B.	LEFT LEG FRAME		1PC
C.	RIGHT LEG FRAME		1PC
D.	FRONT STRETCHER		1PC
E.	BACK STRETCHER (HOLE)		1PC

HARDWARE IDENTIFICATION

NO	DESCRIPTION	FIGURE	QTY
1	SCREW		8PCS
2	ALLEN WRENCH		1PC
3	WOOD PLUG		2PCS



PREPARATION

Before beginning assembly of product, make sure all parts are present. Compare parts with package contents list and hardware contents list. If any part is missing or damaged, do not attempt to assemble the product. Estimated Assembly Time:10 minutes.

Tools Required for Assembly (included): N/A

